



'03 NCAA TOURNAMENT, 2010 CBI, 2019 CIT

(1-11. 0-3 HORIZON)

Date	Opponent	Result/Time
Nov. 3	# Anderson (ESPN+)	W, 74-60
Nov. 9	at Butler (FS1 Whiparound)	L, 47-56
Nov. 11	at Evansville (ESPN3)	L, 40-60
Nov. 15	^ vs. Denver	L, 47-63
Nov. 16	^ vs. Texas A&M-CC	L, 59-65
Nov. 17	^ at UTSA	L, 57-60
Nov. 23	Spalding Univ. (ESPN+)	W, 61-41
Dec. 2	*Detroit Mercy (ESPN+)	L, 45-69
Dec. 4	*Oakland (ESPN+)	L, 45-78
Dec. 10	at Tennessee State (ESPN+)	L, 44-70
Dec. 16	Chicago State (ESPN+)	L, 55-61
Dec. 21	Morehead State (ESPN+)	L, 52-80
Dec. 30	*Cleveland State (ESPN+)	canceled
Jan. 1	*Purdue Fort Wayne (ESPN+)	canceled
Jan. 6	*at Northern Kentucky (ESPN+)	canceled
Jan. 8	*at Wright State (ESPN+)	L, 58-72
Jan. 10	*UIC (ESPN+)	7:00 pm
Jan. 13	*at Green Bay (ESPN+)	8:00 pm
Jan. 15	*at Milwaukee (ESPN+)	3:00 pm
Jan. 20	*Wright State (ESPN+)	7:00 pm
Jan. 22	*Northern Ky. (ESPN+)	12:00 pm
Jan. 27	*at Oakland (ESPN+)	7:00 pm
Jan. 29	*at Detroit Mercy (ESPN+)	1:00 pm
Feb. 3	*Youngstown State (ESPN+)	7:00 pm
Feb. 5	*Robert Morris (ESPN+)	12:00 pm
Feb. 10	*at Purdue Fort Wayne (ESPN+)	7:00 pm
Feb. 12	*at Cleveland State (ESPN+)	3:00 pm
Feb. 14	*at UIC (ESPN+)	8:00 pm
Feb. 17	*at Robert Morris (ESPN+)	7:00 pm
Feb. 19	*at Youngstown State (ESPN+)	2:00 pm
Feb. 24	*Milwaukee (ESPN+)	8:00 pm
Feb. 26	*Green Bay (ESPN+)	tba
Mar. 1	& HL Tourney - 1st Round	tba
Mar. 3	& HL Tourney - Quarterfinals	tba
Mar. 7	& HL Tourney - Semifinals	tba
Mar. 8	& HL Tourney - Championship	tba

& denotes Horizon League Tournament games
(quarterfinals on campus sites / semis and finals in Indy)

MEDIA COVERAGE

Twitter: @IUPUIJaguars / @IUPUIMensBball

MBB CONTACT



January 10, 2022 - 7:00 p.m. ■ Indianapolis, Ind. ■ Indiana Farmers Coliseum (6,800)

STAT BREAKDOWN



NET	KenPom	RPI	BPI	NET	KenPom	RPI	BPI
357	355	356	356	294	282	298	278
50.8			PPG				68.1
64.6			Opp. PPG				70.8
-13.8			Scoring Margin				-2.7
.369			FG%				.433
.417			Opp. FG%				.462
32.7 (-0.8)			RPG (Margin)			33.5 (-1.7)	
.271			3FG%				.299
.324			Opp. 3FG%				.316
.650			FT%				.650
9.3			Assists/G				15.8
17.5 (-3.6)			TO/G (Margin)			12.3 (-0.5)	

SERIES BREAKDOWN

Overall:	3-9
Crenshaw vs. UIC:	0-0
at UIC:	1-5
at IUPUI:	2-4
neutral:	0-0
Last Meeting:	Feb. 13, 2021
Outcome:	IUPUI 88-81 (in Indianapolis)
Streak:	IUPUI has won 2

Opponent Stat Leaders

Points:	Damaria Franklin (16.7 ppg)
Rebounds:	Damaria Franklin (8.1 rpg)
Assists:	Kevin Johnson (5.8 apg)
Threes Made:	Franklin/Griffin (21)
Blocked Shots:	Michael Diggins (15)
Steals:	Damaria Franklin (17)
Minutes Played:	Kevin Johnson (34.9 mpg)

THE JAGUARS

PROBABLE STARTERS *(based on last game)*

No.	Name	Yr.	Pos.	Ht.	Hometown	PPG	RPG	APG	FG%	3FG%	FT%
00	B.J. Maxwell	Gr.	G/F	6-5	Austin, Texas	11.8	5.0	0.5	.346	.236	.806
5	Nathan McClure	Jr.	G	6-4	Houston, Texas	3.8	4.1	0.9	.370	.214	.714
12	Azariah Seay	Sr.	G	6-4	Montgomery, Ala.	6.5	2.9	0.4	.405	.219	.733
25	Boston Stanton III	Fr.	G	6-5	Denver, Colo.	4.9	1.9	1.3	.250	.279	.583
24	Jonah Carrasco	Sr.	F	6-9	Wichita, Kan.	3.0	3.4	0.1	.433	---	.556

OFF THE BENCH

1	KJ Pruitt	Fr.	G	6-4	Lewisville, Texas	5.0	3.1	1.8	.413	.286	.615
2	Bobby Harvey	Sr.	G	6-3	Chicago, Ill.	4.2	2.6	0.8	.271	.323	.667
4	Bakari LaStrap	So.	G	6-0	Houston, Texas	5.8	1.4	2.3	.371	.333	.591
10	Mike DePersia	Jr.	G	5-11	Cherry Hill, N.J.	3.9	1.9	2.1	.391	.357	.444
23	Chuks Isitua	Fr.	F/C	6-11	Lagos, Nigeria	3.8	2.4	0.3	.567	---	.632
33	Dimitar Pandev	Sr.	F	6-10	Strumica, Macedonia	2.7	2.0	0.2	.522	.429	.556

QUICK HITTERS

■ The past three games, senior Azariah Seay is averaging 16.0 points per game and shooting 48.7 percent from the floor (19-of-39) and 38.5 percent from three (5-of-13). Seay was averaging just 3.3 points per game in the season's first nine games after tallying just 30 points during that span. For the year, Seay is shooting 59 percent from the floor in five home games and just 29 percent from the field in seven road games.

■ With a rash of injuries in December, the IUPUI starting lineup and rotations has become a patchwork chore for first year head coach Matt Crenshaw. Of the 11 players who have seen action this season, 10 have now started at least one game as senior **Azariah Seay** was awarded his first start of the year against Morehead State on Dec. 21. Freshman **Boston Stanton III** is the lone IUPUI player to have started all 12 games while **B.J. Maxwell** has started 11 times and missed a game to injury.

■ Stanton became the ninth different player to post a double-digit scoring game at Wright State on Saturday, tallying a career-high 10 points, eight coming in the second half. The only two Jaguars to have yet to notch a double-digit scoring game this season are **Jonah Carrasco** and **Mike DePersia**.

■ Maxwell leads IUPUI in scoring (11.8 ppg), rebounding (5.0 rpg), minutes played (31.7 mpg), free throw percentage (80.6%) and threes made (13). Maxwell has led IUPUI in scoring in eight of his 11 appearances and had a career-high 20 points (6-11 FG, 3-4 3's, 5-5 FT) against Chicago State just before Christmas break.

■ The IUPUI basketball team had a 3.23 grade point average for the fall with 10 of the 14 team members notching a 3.0 or better. **Nathan McClure** had a perfect 4.0 in the fall and Stanton had a 3.95 mark. As a team, the Jaguars currently have a cumulative 3.37 team GPA.

2021-2022 ROSTER

NUMERIC ROSTER

##	Name	Pos.	Ht.	Wt.	Yr.	Hometown/High School (Previous)
00	B.J. Maxwell	G/F	6-5	200	Gr.	Austin, Texas/LBJ (St. Edward's (Tex.) Univ.)
1	KJ Pruitt	G	6-4	203	Fr.	Lewisville, Texas/Sunrise Christian Academy
2	Bobby Harvey	G	6-3	200	Sr.	Chicago, Ill./Hillcrest (Wabash Valley (Ill.) College)
4	Bakari LaStrap	G	6-0	170	So.	Houston, Texas/The Woodlands Christian Academy
5	Nathan McClure	G	6-4	175	Jr.	Houston, Texas/Concordia Lutheran (State Fair (Mo.) C.C.)
10	Mike DePersia	G	5-11	175	Jr.	Cherry Hill, N.J./Haddonfield Memorial
11	Kaleb Edwards	G	6-3	175	Fr.	Fishers, Ind./Guerin Catholic
12	Azariah Seay	G	6-4	195	Sr.	Montgomery, Ala./Robert E. Lee (Blinn (Texas) College)
15	Zach Gunn	F	6-6	210	Gr.	Fishers, Ind./Hamilton Southeastern (Ball State)
20	Derek Petersen	G	6-2	175	Fr.	Greenwood, Ind./Greenwood Christian (Hope College)
23	Chuks Isitua	F/C	6-11	220	Fr.	Lagos, Nigeria/Jack Yates (Tex.)
24	Jonah Carrasco	F	6-9	220	Sr.	Wichita, Kan./Wichita North (Otero (Colo.) J.C.)
25	Boston Stanton III	G	6-5	190	Fr.	Denver, Colo./Denver East
33	Dimitar Pandev	F	6-10	225	Sr.	Strumica, Macedonia/The Skill Factory (Ga.) (Clarendon College)

Head Coach: Matt Crenshaw (1st season as HC - IUPUI, '04; 13th season at IUPUI)

Assistant Coach: Antwain Banks (1st season - IU Southeast, '04)

Assistant Coach: Tommy Strine (1st season - IPFW, '14)

Assistant Coach: Roy Hairston (3rd season - Purdue, '97)

Director of Operations: Aaron Evans (3rd season - Marian, '14)

ROSTER BREAKDOWNS

BY CLASS-

Freshmen: 5

Juniors: 2

Grads: 2

Sophomores: 1

Seniors: 4

BY PRIMARY POSITION-

Guards: 10

Centers: 0

Forwards: 4

BY HOME STATE/COUNTRY-

Texas: 4

Indiana: 3

Illinois/Alabama/Colorado/Kansas/

New Jersey/Macedonia/Nigeria: 1

PRONUNCIATION GUIDE

Jonah **CARRASCO** (cuh-RASS-ko)

CHUKS (CHOOKS) **ISITUA** (ee-see-TOO-uh)

DIMITAR (DIM-ee-tar) **PANDEV** (PAN-dev)

AZARIAH (AZ-uh-rye-uh) **SEAY** (SAY)

RADIO / TV ROSTER




#00 - B.J. MAXWELL

6-5 // Gr. // G/F

Austin, Texas

Public Relations MA




#1 - KJ PRUITT

6-4 // Fr. // G

Lewisville, Texas

Sports Management



#2 - BOBBY HARVEY

6-3 // Sr. // G

Chicago, Ill.

General Studies




#4 - BAKARI LaSTRAP

6-0 // Soph. // G

Houston, Texas

Business




#5 - NATHAN McCLURE

6-4 // Jr. // G

Houston, Texas

General Studies



#10 - MIKE DePERSIA

5-11 // Jr. // G

Cherry Hill, N.J.

Finance



#11 - KALEB EDWARDS

6-3 // Fr. // G

Fishers, Ind.

Business




#12 - AZARIAH SEAY

6-4 // Sr. // G

Montgomery, Ala.

General Studies



#15 - ZACH GUNN

6-6 // Gr. // F

Fishers, Ind.

Organizational Leadership MS



#20 - DEREK PETERSEN

6-2 // R-Fr. // G

Greenwood, Ind.

Computer Engineering



#23 - CHUKS ISITUA

6-11 // Fr. // F/C

Lagos, Nigeria

OLS




#24 - JONAH CARRASCO

6-9 // Sr. // F

Wichita, Kan.

General Studies



#25 - BOSTON STANTON III

6-5 // Fr. // G

Denver, Colo.

Psychology



#33 - DIMITAR PANDEV

6-10 // Sr. // F

Strumica, Macedonia

General Studies



MATT CRENSHAW

Head Coach

13th season at IUPUI

1st season as HC



ANTWAIN BANKS

Assistant Coach

1st season



TOMMY STRINE

Assistant Coach

1st season



ROY HAIRSTON

Assistant Coach

3rd season

POLLS						HORIZON LEAGUE								
ASSOCIATED PRESS			COACHES			HORIZON LEAGUE STANDINGS			IUPUI IN HORIZON LEAGUE STATS					
Week 9 - Jan. 3			Week 9 - Jan. 3			through games on Jan. 9			through games on Jan. 9 [denotes NCAA ranking]					
Rank	Team (1st)		Rank	Team (1st)		Team	Overall (Pct.)	HL (Pct.)	Category	HL [Nat Rk.]	Stat			
1.	Baylor (61)		1.	Baylor (32)		Cleveland State	10-3 (.769)	6-0 (1.000)	Scoring	12th.....	50.83 ppg			
2.	Duke		2.	Duke		Oakland.....	11-4 (.733)	5-0 (1.000)	Scoring Defense.....	1st	64.58 ppg			
3.	Purdue		3.	Purdue		Detroit Mercy.....	5-7 (.417)	3-0 (1.000)	Scoring Margin.....	12th.....	-13.75 ppg			
4.	Gonzaga		4.	Gonzaga		Wright State	8-7 (.533)	5-1 (.833)	Free Throw %	12th.....	65.0%			
5.	UCLA		5.	UCLA		Youngstown State	9-7 (.563)	3-3 (.500)	Field Goal %	12th.....	36.9%			
6.	Kansas		6.	Kansas		Purdue Fort Wayne.....	7-7 (.500)	3-3 (.500)	Field Goal % Def.	3rd	41.7%			
7.	USC		7.	Arizona		Milwaukee.....	5-11 (.313)	3-4 (.429)	3Pt Field Goal %.....	11th	27.1%			
8.	Arizona		8.	USC		Northern Kentucky	5-8 (.385)	1-3 (.250)	3Pt Field Goal % Def	4th	32.4%			
9.	Auburn		9.	Auburn		Green Bay.....	2-12 (.143)	1-4 (.200)	Rebounding Offense	9th	32.67 rpg			
10.	Michigan State		10.	Michigan State		UIC	4-8 (.333)	0-3 (.000)	Rebounding Defense.....	t-4th.....	33.50 rpg			
11.	Iowa State		11.	Iowa State		IUPUI.....	1-11 (.083)	0-3 (.000)	Rebounding Margin	6th	-0.83 rpg			
12.	Houston		12.	Ohio State		Robert Morris	2-13 (.133)	0-6 (.000)	Blocked Shots	11th	2.33 bpg			
13.	Ohio State		13.	Kentucky		HORIZON LEAGUE SCHEDULE								
14.	Texas		14.	Houston		Date	Game	Time	Assists	12th.....	9.33 apg			
15.	Alabama		15.	Villanova		1/10	Wright St. at Northern Kentucky	canc.	Steals	11th	4.83 spg			
16.	Providence		16.	Texas			UIC at IUPUI	7pm	Turnover Margin.....	12th.....	-3.58 to/g			
17.	Kentucky		17.	Providence		1/13	Detroit Mercy at Purdue Fort Wayne	7pm	Turnovers.....	12th.....	17.50 to/g			
18.	Tennessee		18.	Tennessee			Wright St. at Robert Morris	7pm	Assist/TO Ratio.....	12th.....	0.53 a/to			
19.	Villanova		19.	Colorado State			Northern Ky. at Youngstown St.	7pm	Offensive Rebounds.....	4th	10.58 rpg			
20.	Colorado State		20.	Alabama			Oakland at Cleveland St.	7pm	Defensive Rebounds	10th.....	22.08 rpg			
21.	LSU		21.	LSU			UIC at Milwaukee	8pm	Offensive Reb. Pct.	3rd	31.7%			
22.	Xavier		22.	Seton Hall			IUPUI at Green Bay	8pm	Defensive Reb. Pct.....	11th	67.4%			
23.	Wisconsin		23.	Wisconsin		1/15	Oakland at Purdue Fort Wayne	1pm	3FG Made	11th	5.33/game			
24.	Seton Hall		24.	Xavier			IUPUI at Milwaukee	3pm	Category Rank Stat					
25.	Texas Tech		25.	Texas Tech			Detroit Mercy at Cleveland St.	3:30pm	FT Percentage					
MID-MAJOR TOP 25							Wright St. at Youngstown St.	7pm	Blocked Shots					
January 3							Oakland at Cleveland St.	7pm	Jonah Carrasco					
Rk	Team (1st)	Record	Pts.	Prev.	Conf.		UIC at Milwaukee	8pm	Minutes Played					
1	Gonzaga (31)	11-2	775	1	West Coast	1/20	IUPUI at Green Bay	8pm	B.J. Maxwell					
2	San Francisco	13-1	737	2	West Coast		Oakland at Purdue Fort Wayne	1pm	8th					
3	Loyola Chicago	9-2	701	3	Missouri Valley		IUPUI at Milwaukee	3pm	80.6%					
4	Iona	11-2	661	4	Metro Atlantic		Detroit Mercy at Cleveland St.	3:30pm	Blocked Shots					
5	BYU	12-3	656	5	West Coast		Wright St. at Youngstown St.	7pm	Jonah Carrasco					
6	Belmont	10-3	613	6	Ohio Valley		UIC at Green Bay	7pm	14th					
7	Saint Mary's	12-3	604	7	West Coast		Northern Ky. at Robert Morris	7pm	0.67 bpg					
8	Ohio	10-2	529	8	Mid-American	1/21	Youngstown St. at Cleveland St.	7pm	Minutes Played					
9	Murray State	11-2	510	9	Ohio Valley		Robert Morris at Purdue Fort Wayne	7pm	B.J. Maxwell					
10	New Mexico State	12-2	461	10	Western Athletic				14th					
11	Monmouth	10-3	425	11	Metro Atlantic	1/22	Northern Ky. at IUPUI	12pm	31.74 mpg					
12	South Dakota State	12-4	423	12	Summit		Detroit Mercy at Milwaukee	3pm						
13	Chattanooga	11-3	365	15	Southern		Oakland at Green Bay	7pm						
14	Grand Canyon	11-2	360	14	Western Athletic	1/23	Wright St. at UIC	8pm						
15	Oakland	9-4	350	16	Horizon		Youngstown St. at Purdue Fort Wayne	12pm						
16	Drake	10-5	281	13	Missouri Valley	1/27	Robert Morris at Cleveland St.	3pm						
17	James Madison	9-2	246	17	Colonial		Milwaukee at Robert Morris	7pm						
18	Akron	8-3	205	22	Mid-American		Green Bay at Youngstown St.	7pm						
19	Toledo	9-4	166	18	Mid-American		IUPUI at Oakland	7pm						
20	Abilene Christian	11-2	103	NR	Western Athletic		UIC at Detroit Mercy	7pm						
21	Missouri State	10-5	98	NR	Missouri Valley	1/28	Purdue Fort Wayne at Northern Ky.	7pm						
22	Boston University	10-4	86	24	Patriot		Cleveland St. at Wright St.	9pm						
23	Southern Utah	9-5	82	19	Big Sky	1/29	IUPUI at Detroit Mercy	1pm						
24	Utah Valley	10-4	75	20	Western Athletic		Milwaukee at Youngstown St.	2pm						
25	Santa Clara	10-5	72	NR	West Coast		UIC at Oakland	3pm						
HORIZON LEAGUE PRESEASON POLLS							Green Bay at Robert Morris	7pm						
Pl.	School (1st-place) - Votes													
1.	Cleveland State (30) - 502													
2.	Wright State (9) - 463													
3.	Northern Kentucky (1) - 406													
4.	Milwaukee (2) - 396													
5.	Detroit Mercy (2) - 350													
6.	Oakland - 340													
7.	Youngstown State - 214													
8.	UIC - 204													
9.	Purdue Fort Wayne - 169													
10.	Robert Morris - 157													
11.	Green Bay - 146													
12.	IUPUI - 85													
Preseason POTY: Antoine Davis, Detroit Mercy						2021-2022 IUPUI JAGUARS BASKETBALL								
First Team (alphabetical order by school)						3								
Torrey Patton, Cleveland State														
Antoine Davis, Detroit Mercy														
Patrick Baldwin Jr., Milwaukee														
Jalen Moore, Oakland														
Grant Basile, Wright State														
Second Team (alphabetical order by school)														
DeAndre Gholston, Milwaukee														
Trevon Faulkner, Northern Kentucky														
Marques Warrick, Northern Kentucky														
Jarred Godfrey, Purdue Fort Wayne														
Tanner Holden, Wright State														

DEFENSIVE NUGGETS

While the IUPUI offense has struggled to score, defense has been the Jaguars' calling card, holding six of 12 foes under 40 percent shooting. IUPUI ranks 83rd in the country in scoring defense at 64.6 points allowed per game, topping the Horizon League in the category.

No IUPUI opponent has topped 50 percent from the field in a game this season.

CLAMPS

IUPUI held Spalding to just 10 first half points in its 61-41 win over the Golden Eagles on Nov. 23. The 10 first half points matched the fewest by any team in the country this season. Below is the list of the five lowest offensive outputs in the country this season:

- 10 - Arizona State vs. Washington State (Dec. 1, 2021)
- 10 - IUPUI vs. Spalding [Non D1] (Nov. 13, 2021)
- 10 - Georgia State vs. Brewerton [Non D1] (Nov. 9, 2021)
- 12 - Detroit Mercy vs. IUPUI (Dec. 2, 2021)
- 12 - Pacific vs. Chicago State (Nov. 22, 2021)

The 41 points allowed matched the fewest by an IUPUI opponent in program history, tying the 41 scored by Indiana State on Dec. 23, 2008 in the Jaguars' 62-41 victory.

SEAY MY NAME

After scoring just 30 points in the season's first nine games combined, senior Azariah Seay has tallied 48 points in the team's last two games, including a career-high 17 (8-12 FG, 1-1 FT) against Morehead State on Dec. 21. In addition to averaging 16 points per game during those three games, he's shot 49 percent from the floor and 39 percent from three-point range.

After never leading IUPUI in scoring in any of his first 28 career games, he's now done so in the team's last two contests.

SEVEN BODIES

IUPUI entered the Morehead State game with nine healthy bodies and finished the night with just seven cleared for takeoff. In addition to Seay's career-high 17, two others made the most of an extended opportunity as sophomore Bakari LaStrap finished with a career-high 11 points (5-11 FG, 1-1 FT) in 35 minutes off the bench and senior Dimitar Pandev also had a career-high 11 (3-3 FG, 2-2 3's, 3-6 FT) in just 18 minutes.

IUPUI's top scorer, B.J. Maxwell, was limited to just three points on 1-of-7 shooting.

BAKARI GOES BACK-TO-BACK

Sophomore Bakari LaStrap is coming off back-to-back career-high 11-point efforts. With DePersia and Pruitt sidelined, LaStrap has taken advantage of extended minutes, averaging 11.0 points and 4.0 assists per game the past two games. He played 35 minutes in each of IUPUI's last two games, coming off the bench on both occasions.

BY COMMITTEE

It's becoming evident that IUPUI's offense is going to come by committee this season as the Jaguars lack a true go-to-scorer. Through 12 games, IUPUI has had just 19 double-digit scoring games as B.J. Maxwell has done it seven times and six others have tallied 10-or-more once.

Behind Maxwell, both Seay and LaStrap have each hit for double-digits three times apiece.

TAP INTO THE RESERVES

With the committee approach being the case, IUPUI is averaging 18.8 points per game off the bench this season. IUPUI has received 10-or-more points from its bench in every game this season and peaked with a season-high 30 in the win over Spalding.

CRAFTY VETERAN

Maxwell is an interesting case study in today's new world of college basketball as he's entering his seventh year of college this season. After redshirting his opening season (2015-16) at Abilene Christian, he played three full seasons at ACU before transferring out for a fifth season. He played just two games at Detroit Mercy in 2019-20 before suffering a season ending injury and receiving another season of eligibility. He spent all of last season at Saint Edward's University in Austin, Texas, where he averaged 18.6 points and 5.3 boards per game while earning NABC Second Team All-District honors.

After all NCAA student-athletes were granted an additional year of eligibility due to COVID-19 issues, Maxwell opted to join the IUPUI program for a seventh season of schooling. He enters this season having played 94 collegiate basketball games and having scored 758 points across both NCAA Division I and II levels.

QUIET KJ

Before a recent injury sidelined him, freshman KJ Pruitt was quietly beginning to play really solid basketball. At the point of his injury, he was second on the team in minutes played (270) and scoring (5.0 ppg) and had recently had his first career double-digit scoring game at Tennessee State on Dec. 10.

FEAR THE PANDA

After scoring just 13 points in the season's first eight games, senior Dimitar Pandev had an eight-point outburst at Tennessee State followed by a career-high 11 against Morehead State. Pandev is slowly rounding into form after a season ending knee injury derailed him last season.

OFFENSE IS OFFENSIVE

UNIVERSITY QUICK FACTS

Location	Indianapolis, Ind.
Founded	1969
Nickname	Jaguars
Colors	Red, gold & black
Enrollment	30,000
Affiliation	NCAA Division I
Conference	The Horizon League
Home Facility (Cap.)	Indiana Farmers Coliseum (6,800)
Chancellor	Dr. Nasser Paydar
Athletics Director	Dr. Roderick Perry
Website	www.IUPUIJags.com
Twitter	@IUPUIJaguars
Athletics Phone	(317) 278-5247
Mailing Address	1000 Waterway Blvd. Indianapolis, IN 46202

BASKETBALL HISTORY

First Yr. of basketball	1972
Seasons of basketball	51st
Seasons of Division I basketball	24th
Division I (1998-pres.) Record	290-337 (.463)
NCAA Appearances	1
Last NCAA Appearance	2003
Last Postseason Appearance	2019 (CIT - First Round)

UNIVERSITY NOTES

ABOUT THE UNIVERSITY

IUPUI is a public research university located in downtown Indianapolis that is the result of a merger of the Purdue Indianapolis Extension Center (1946) and Indiana University Indianapolis (1916). The merger was completed in 1969 and athletics began in 1972.

The university offers more than 200 degree programs and boasts an enrollment over 30,000 (22,000 undergrad and 8,000 postgrad). The university also boasts an endowment of more than \$850 million.

The university is ranked among the Top 200 "National Universities" and ranked 7th for "Up and Coming Schools." U.S. News has ranked IUPUI among the nation's elite for 13 straight years.

All total, the campus covers 509 acres and is located along Indy's Cultural Trail.

IUPUI includes the nation's largest nursing school, the second largest medical school in the country, the only dental school in the state, and the country's oldest school of physical education. IUPUI is among the top 20 campuses in the nation for graduate professional degrees conferred.

ATHLETIC PROWESS

IUPUI was a primary beneficiary of the 1987 Pan-American Games in Indianapolis and continues to boast some world renowned facilities.

The IU Natatorium is located on the IUPUI campus and is among the best swimming & diving facilities in the world. It has hosted the U.S. Olympic Team Trials four different times and 12 NCAA National Championship meets. In addition, the 2017 World Juniors were held at IUPUI and 16 world records have been set in the Natatorium water.

Adjacent west is the Michael A. Carroll Track & Soccer Stadium which has hosted several USA Outdoor Track & Field Championships and NCAA Championships, along with the 1988 US Olympic Trials. Florence Griffith-Joyner set the 100m world record of 10.49 on the track.

In basketball circles, IUPUI is best known as the long-time host of the Nike All-American Camp, which was held on campus for two decades. The nation's top prep players and coaches from every level converged on campus for two weeks each summer in what was considered the elite college recruiting event of the year. Alum included LeBron James, Chris Webber, Allen Iverson, Kevin Garnett, Jason Kidd and Paul Pierce, among many others.

GEORGE HILL

IUPUI's best known basketball alum is current NBAer George Hill, who is in his 14th year in the league this season. Hill was originally drafted by the San Antonio Spurs (1st rd., 26th overall) in 2008.

He's played for the Spurs (2008-11), Indiana Pacers (2011-16), Utah Jazz (2016-17), Sacramento Kings (2017-18), Cleveland Cavaliers (2018), Milwaukee Bucks (2018-20), Oklahoma City Thunder (2020) and Philadelphia 76ers (2021) before returning to Milwaukee this season. He's played in 825 regular season games, making nearly 500 career starts and averaging 11.0 points and 3.2 assists per game in his NBA career. He led the league in three-point percentage 2019-20 at 46 percent and is a career 38.4 percent shooter.

Entering this season, he's played in 139 career playoff games, starting 91 times and averaging 11.4 points per game.

IUPUI is currently last in the nation in scoring offense (50.8 ppg) and 345th of 350 teams in turnovers per game (17.5 to/gm). The Jags have topped 50 points just six times this season and have topped 60 just once.

EXPERIENCE MATTERS

Despite having eight players classified as upperclassmen, the IUPUI roster entered this season without a ton of actual Division I experience. Mike DePersia (1,241 career minutes) and B.J. Maxwell (1,156 minutes between ACU and Detroit Mercy) are the only two to have played at least 1,000 career minutes. A third, Zach Gunn, was closing in on the number having played 920 minutes in three seasons at Ball State, but will miss the entire season due to injury.

Six others in the IUPUI rotation entered this season having played fewer than 400 career minutes in Nathan McClure (388), Azariah Seay (376 between IUPUI and Alabama State), Bobby Harvey (255), Bakari LaStrap (234), Dimitar Pandev (62) and Jonah Carrasco (49).

FRESH STARTERS

Rarely have freshmen cracked IUPUI's starting five in the program's Division I era. It's super rare to have multiple freshmen starting, but that's the case for the Jags as both KJ Pruitt and Boston Stanton III have routinely been among the first five. Here's a look at other freshmen who have started more than half of the team's games in a given season in the D1 era.

Aaron Brennan - 2014-15 (started 24 of 31 games)
Lyonell Gaines - 2011-12 (started 27 of 32 games)
Alex Young - 2008-09 (started 21 of 30 games)
George Hill - 2004-05 (started 21 of 29 games)

Only one other time in the program's Division I era have the Jags had two freshmen as primary starters as Brennan and D.J. McCall were consistent starters in the 2014-2015 campaign.

JERSEY MIKE

Junior guard Mike DePersia ranked No. 3 in the country a year ago with a 3.74 assist-to-turnover ratio, delivering 71 assists against just 19 miscues. In league play, he upped that figure to 4.13. His 3.74 mark last season easily eclipsed the previous IUPUI single-season mark, which was 3.30 set by Taj Hawkins back in 2001-02.

DePersia tied IUPUI's single-game record with 14 assists in a game in a Feb. 12 win over UIC, doing so without committing a turnover. He had a six-game span where he didn't turn the ball over once, dishing out 31 assists during that span.

DePersia enters his third season with the program with a 2.56 career assist-to-turnover ratio, having distributed 156 assists against just 61 turnovers in an IUPUI uniform. The IUPUI career record in the category is 2.16 as Brady Adkins had 261 assists against just 121 turnovers from 1994-1996.

HOOSIER TIES

For the first time in program history, IUPUI opened the season with a starting five that didn't include an Indiana-native. In program history, 73 percent of the players have come from the state of Indiana and IUPUI has never started a game in the Division I era (1998-present) without having at least one Indiana-native included.

In fact, it's unlikely that IUPUI gets any contributions from any Indiana-natives this year as Zach Gunn will miss the season due to injury and non-scholarship freshmen Kaleb Edwards and Derek Petersen are expected to redshirt.

LONESTARS

IUPUI had never had a Texas-native in the program prior to 2019 when Taveion White joined the program. Fast forward to 2021-2022 and IUPUI has four Texas-natives (B.J. Maxwell, KJ Pruitt, Bakari LaStrap and Nathan McClure) on the team and a fifth who played high school in Texas in Chuks Isitua.

IUPUI signed another Texas-product for next season as well as 6-foot-3 guard Daylan Hamilton, who currently plays at Triton College, hails from Houston.

DEPARTED

IUPUI returns just 32.5 percent of its scoring from a season ago as the trio of Marcus Burk (21.7 ppg, 45 3's), Jaylen Minnett (16.4 ppg, 41 3's) and Elyjah Goss (11.1 ppg, 11.6 rpg) are all playing elsewhere this season.

Burk inked a deal with the G League Grand Rapids Gold (affiliate of the Denver Nuggets). Goss is playing professionally in Sweden and Minnett opted to play a graduate season at Missouri State.

Burk finished his two-year IUPUI career ranked No. 22 on the program's all-time scoring list with 1,072 points and Minnett finished No. 9 on the program's all-time scoring list with 1,403 career points and as the program's all-time leader in threes made (285). Goss closed his career as the program's all-time leader in rebounds (880) and a D1 record 25 double-doubles.

SEVEN BACK

IUPUI returns seven letterwinners and two starters - Mike DePersia (5.0 ppg, 3.9 apg) and Nathan McClure (4.4 ppg, 2.9 rpg). The other returning letterwinners are Azariah Seay (5.7 ppg), Bobby Harvey (5.6 rpg), Bakari LaStrap (2.8 ppg), Dimitar Pandev (1.6 ppg, 1.9 rpg) and Jonah Carrasco (0.3 ppg, 0.4 rpg).

FRESH FACES

Hired in April, head coach Matt Crenshaw had to build out his roster for this season in short order. He added five scholarship additions in graduate transfers Zach Gunn (Ball State) and B.J. Maxwell (St. Edward's University) and three freshmen in Chuks Isitua, KJ Pruitt and Boston Stanton III.

Gunn, who will miss the season due to an injury suffered in the preseason, played in 69 games and averaged 4.7 points per game during his four-year Ball State career. Maxwell, who played last season at Division II SEU in Austin, Texas, was the Lone Star Conference (LSC) Newcomer of the Year after averaging 18.6 points, 5.3 rebounds and 2.3 assists per game last season.

Isitua, a 6-foot-11 forward/center, was considered among the top recruits from the state of Texas and was named to the 2021 All-VYPE Houston Boys Public School Basketball Team.

Pruitt, a 6-foot-4 guard, was originally in the Class of 2020 before attending Sunrise Christian Academy last season and reclassifying to the 2021 class. He averaged 14.5 points, 6.0 rebounds and 4.5 assists per game as a senior at Lewisville (Texas) High School before suffering an injury in the season's final game.

Stanton III, the final addition to the program, is a 6-foot-5 guard from Denver East (Colo.) High School. He averaged 21.0 points, 5.6 rebounds and 2.7 assists per game as a junior, but had his senior year derailed by an injury and averaged just 14.2 points, 3.8 rebounds and 2.2 steals per game in five games.

SMALL WONDER

IUPUI will most likely be undersized in each and every game this season as the average height on the IUPUI roster is just 6' 4 3/4" this season. The IUPUI roster boasts just three players taller than 6-foot-9 in Isitua (6-11), Pandev (6-10) and Carrasco (6-9).

Pandev played just 60 minutes last season before missing the final two months due to injury and Carrasco played just 50 minutes last season.

Given the lack of size, it's likely that Crenshaw will deploy a number of four guard and five guard combinations this season.

AROUND THE DEPARTMENT

KOEPPEN'S KIDS WIN THIRD STRAIGHT

The IUPUI men's cross country team capped the month of October with a third straight Horizon League title, winning the crown by a wide margin at Northview Church on Oct. 30. It marked the Jags third straight Horizon League title under longtime head coach Chuck Koeppen and fifth conference title in the program's history (two in The Summit, three in the Horizon). The Jags then capped the season by placing No. 10 in the NCAA Great Lakes Regional Championships, marking the third top-10 finish in program history.

Koeppen's squad is being recognized at tonight's game for their league title.

In addition, Koeppen announced the he's stepping down from the program's top spot, effective December 1 and his assistant, Justin Roeder, will take over the program's reins on an interim basis. Koeppen will remain with the program as an assistant coach through the end of the 2021-2022 campaign.

NEW HOME

The IUPUI athletic campus received a major boost this fall with the construction of new outdoor tennis courts, immediately south of Michael A. Carroll Stadium. The six outdoor courts are in the center of campus and include LED lighting.

The courts opened this fall and will officially begin hosting home matches later this spring.

POINT TAKEN

The IUPUI Athletics Department is currently going through the hiring process for a new Senior Associate Director of Athletics as Jaunelle White departed her post earlier this fall to take over as Director of Athletics at NAIA Point University in West Point, Ga.

BASKETBALL CENTRAL

A year after helping host the entire NCAA Men's Basketball Tournament in the Circle City, IUPUI will be slightly less busy this March. That said, IUPUI will serve as an institutional co-host for First and Second Round games this March inside Gainbridge Fieldhouse in downtown Indianapolis.

Also, the Horizon League Tournament will be held inside Indiana Farmers Coliseum for a third straight year in 2022.



2020-2021 MISCELLANEOUS STATISTICS

<i>IUPUI'S RECORD WHEN...</i>			
	'21-22	'21-22	Under
	Overall	HL Crenshaw	
Home:	1-4	0-2	1-4
Away:	0-5	0-1	0-5
Neutral:	0-2	0-0	0-2
Overtime:	0-0	0-0	0-0
Lead @ Halftime:	1-1	0-0	1-1
Trail @ Halftime:	0-9	0-3	0-9
Tied @ Halftime:	0-1	0-0	0-1
Leading w/ 5:00 left:	1-1	0-0	1-1
Trailing w/ 5:00 left:	0-10	0-3	0-10
Tied w/ 5:00 left:	0-0	0-0	0-0
Shooting 50% or better:	0-0	0-0	0-0
Shooting 40-50%:	1-1	0-0	1-1
Shooting less than 40%:	0-10	0-3	0-10
Opp. shoots 50% or better:	0-0	0-0	0-0
Opp. shoots 40-50%:	0-6	0-2	0-6
Opp. shoots less than 40%:	1-5	0-1	1-5
Shooting better % than opp.	1-3	0-0	1-3
Shooting worse % than opp.	0-8	0-3	0-8
Scoring less than 50:	0-6	0-2	0-6
Score 50-59 pts:	0-5	0-1	0-5
Score 60-69 pts:	1-0	0-0	1-0
Score 70-79 pts:	0-0	0-0	0-0
Score 80-89 pts:	0-0	0-0	0-0
Score 90+ pts:	0-0	0-0	0-0
Opp. scores less than 50:	1-0	0-0	1-0
Opp. scores 50-59 pts:	0-1	0-0	0-1
Opp. scores 60-69 pts:	0-6	0-1	0-6
Opp. scores 70-79 pts:	0-3	0-2	0-3
Opp. scores 80-89 pts:	0-1	0-0	0-1
Opp. scores 90+ pts:	0-0	0-0	0-0
Commit less TO than opp.	0-2	0-0	0-2
Commit more TO than opp.	0-8	0-2	0-8
Commit same TO as opp.	1-1	0-1	1-1
Outrebound opponent:	1-5	0-1	1-5
Outrebounded:	0-5	0-1	0-5
Rebounding is equal:	0-1	0-1	0-1
Bench outscores opp.:	1-4	0-2	1-4
Bench is outscored:	0-7	0-1	0-7
Bench scoring is equal:	0-0	0-0	0-0
Hit more FT than opp.:	1-1	0-0	1-1
Hit less FT than opp.:	0-10	0-3	0-10
Hit same FT as opp.:	0-0	0-0	0-0
Hit more 3's than opp.:	1-3	0-1	1-3
Hit less 3's than opp.:	0-7	0-2	0-7
Hit same 3's as opp.:	0-1	0-0	0-1
Decided by 5 pts or less:	0-1	0-0	0-1
Decided by 6-10 points:	0-3	0-0	0-3
Decided by 10+ points:	1-7	0-3	1-7
In home whites:	0-0	0-0	0-0
In grays:	1-5	0-2	1-5
In road blacks:	0-4	0-1	0-4
In road reds:	0-2	0-0	0-2
7 in double-digits:	0-0	0-0	0-0
6 in double-digits:	0-0	0-0	0-0
5 in double-digits:	0-0	0-0	0-0
4 in double-digits:	0-0	0-0	0-0
3 in double-digits:	0-2	0-1	0-2
2 in double-digits:	0-4	0-0	0-4
1 in double-digits:	1-4	0-2	1-4
0 in double-digits:	0-1	0-0	0-1
On Mondays:	0-1	0-0	0-1
On Tuesdays:	1-3	0-0	1-3
On Wednesdays:	0-1	0-0	0-1
On Thursdays:	0-3	0-1	0-3
On Fridays:	0-1	0-0	0-1
On Saturdays:	0-2	0-2	0-2
On Sundays:	0-0	0-0	0-0
In November:	1-5	0-0	1-5
In December:	0-5	0-2	0-5
In January:	0-1	0-1	0-1
In February:	0-0	0-0	0-0
In March:	0-0	0-0	0-0

CAREER DOUBLE-DIGIT PERFORMANCES/STARTS/DUNKS

Name	Sea	Car
Maxwell	7	7
Seay	3	6
LaStrap	3	4
DePersia	0	3
Harvey	1	3
McClure	1	2
Isitua	1	1
Pandev	1	1
Pruitt	1	1
Stanton III	1	1

20+ Point Scoring Games

Name	Sea	Car
Maxwell	1	1

30+ Point Scoring Games

Name	Sea	Car
------	-----	-----

Double-Digit Reb. Games

Name	Sea	Car
Maxwell	1	1

Double-Doubles

Name	Sea	Car
Maxwell	1	1

Games Started

Name	Sea	Car
DePersia	1	28
McClure	10	22
Stanton III	12	12
Maxwell	11	11
Pruitt	10	10
Carrasco	9	9
Harvey	1	5
Seay	2	4
Isitua	3	3
Pandev	0	3
LaStrap	1	2

Dunks

Name	Sea	Car
Carrasco	5	6
Harvey	1	1
Isitua	1	1
LaStrap	0	1
Maxwell	1	1
McClure	0	1
Pruitt	1	1

TIMES LEADING THE TEAM IN...

Points Name	Sea	Car
Maxwell	8	8
Seay	2	2
Harvey	0	1
LaStrap	1	1
Pruitt	1	1

Rebounds
Name

Name	Sea	Cal
Maxwell	7	7
McClure	3	3
Pruitt	3	3
Carrasco	1	1
Harvey	1	1
Isitua	1	1
Pandev	1	1

Assists
Name

Name	Sea	Car
DePersia	1	20
LaStrap	7	9
Pruitt	3	3
McClure	1	2
Stanton III	2	2
Harvey	1	1
Pandey	1	1

Steals

Name	Sea	Car
DePersia	1	13
LaStrap	4	7
McClure	4	5
Pruitt	5	5
Isitua	2	2
Maxwell	2	2
Seay	1	2
Harvey	1	1
Stanton III	1	1

Blocked Shots

Name	Sea	Car
Carrasco	4	6
Isitua	3	6
McClure	0	6
DePersia	0	6
Maxwell	2	2
Pandev	1	2
Pruitt	2	2
Harvey	0	1
Maxwell	1	1

SPECIALTY STATS

PP = Points in the Paint; POT = Points off Turnover; 2nd = 2nd Chance Points; BP = Bench Points

[illegible]

WIN/LOSS MARGINS

Wins													1			
MARGIN	1	2	3	4	5	6	7	8	9	10	11-15	16-20	21-29	30+		
Losses			1				2				1	1	2	3	1	

2021-2022 IUPUI STATISTICS

Game Records

Record	Overall	Home	Away	Neutral
ALL GAMES	1-11	1-4	0-5	0-2
CONFERENCE	0-3	0-2	0-1	0-0
NON-CONFERENCE	1-8	1-2	0-4	0-2

Score by Periods

Team	1st	2nd	OT	TOT
IUPUI	262	348	0	610
Opponents	363	412	0	775

Team Box Score

No.	Player				Total		3-Point		F-Throw		Rebounds											
		GP-GS	MIN	AVG	FG-FGA	FG%	3FG-3FGA	3FG%	FT-FTA	FT%	OFF	DEF	TOT	AVG	PF	DQ	A	TO	BLK	STL	PTS	AVG
00	MAXWELL, B.J.	11-11	349:06	31.7	44-127	.346	13-55	.236	29-36	.806	16	39	55	5.0	31	0	6	22	5	10	130	11.8
12	SEAY, Azariah	12-2	209:30	17.5	30-74	.405	7-32	.219	11-15	.733	15	20	35	2.9	26	1	5	21	1	7	78	6.5
4	LASTRAP, Bakari	12-1	226:46	18.9	26-70	.371	4-12	.333	13-22	.591	3	14	17	1.4	23	0	28	35	0	7	69	5.8
1	PRUITT, KJ	10-10	270:12	27.0	19-46	.413	4-14	.286	8-13	.615	8	23	31	3.1	19	0	18	31	4	10	50	5.0
25	STANTON III, Boston	12-12	280:52	23.4	20-80	.250	12-43	.279	7-12	.583	2	21	23	1.9	19	0	16	29	1	3	59	4.9
2	HARVEY, Bobby	9-1	172:06	19.1	13-48	.271	10-31	.323	2-3	.667	4	19	23	2.6	18	1	7	7	1	3	38	4.2
10	DEPERSIA, Mike	7-1	134:56	19.3	9-23	.391	5-14	.357	4-9	.444	1	12	13	1.9	12	1	15	7	0	2	27	3.9
23	ISITUA, Chuks	12-3	183:50	15.3	17-30	.567	0-0	.000	12-19	.632	11	18	29	2.4	28	1	3	16	7	3	46	3.8
5	MCCLURE, Nathan	12-10	283:44	23.6	17-46	.370	6-28	.214	5-7	.714	13	36	49	4.1	30	0	11	13	0	11	45	3.8
24	CARRASCO, Jonah	12-9	192:20	16.0	13-30	.433	0-0	.000	10-18	.556	19	22	41	3.4	27	0	1	8	8	1	36	3.0
33	PANDEV, Dimitar	12-0	96:37	8.1	12-23	.522	3-7	.429	5-9	.556	7	17	24	2.0	8	0	2	9	1	1	32	2.7
Team											28	24	52					12				
Total		12	2400		220-597	.369	64-236	.271	106-163	.650	127	265	392	32.7	241	4	112	210	28	58	610	50.8
Opponents		12	2400		252-605	.417	80-247	.324	191-261	.732	128	274	402	33.5	175	1	126	167	27	94	775	64.6

Team Statistics

	IUPUI	OPP
Scoring	610	775
Points per game	50.8	64.6
Scoring margin	-13.8	-
Field goals-att	220-597	252-605
Field goal pct	.369	.417
3 point fg-att	64-236	80-247
3-point FG pct	.271	.324
3-pt FG made per game	5.3	6.7
Free throws-att	106-163	191-261
Free throw pct	.650	.732
F-Throws made per game	8.8	15.9
Rebounds	392	402
Rebounds per game	32.7	33.5
Rebounding margin	-0.8	-
Assists	112	126
Assists per game	9.3	10.5
Turnovers	210	167
Turnovers per game	17.5	13.9
Turnover margin	-3.6	-
Assist/turnover ratio	0.5	0.8
Steals	58	94
Steals per game	4.8	7.8
Blocks	28	27
Blocks per game	2.3	2.3
Winning streak	0	-
Home win streak	0	-
Attendance	3846	14258
Home games-Avg/Game	5-769	5-2852
Neutral site-Avg/Game	-	2-173

Team Results

Date	Opponent		Score	Att.
11/09/2021	at Butler	L	47-56	7134
11/11/2021	at Evansville	L	40-60	3145
11/15/2021	vs Denver	L	47-63	197
11/16/2021	vs A&M-Corpus Christi	L	59-65	148
11/17/2021	at UTSA	L	57-60	678
11/23/2021	Spalding	W	61-41	603
12/02/2021	Detroit Mercy	L	45-69	892
12/04/2021	Oakland	L	45-78	898
12/10/2021	at Tennessee St.	L	44-70	334
12/16/2021	Chicago St.	L	55-61	725
12/21/2021	Morehead St.	L	52-80	728
01/08/2022	at Wright St.	L	58-72	2967

2021-2022 IUPUI HORIZON LEAGUE ONLY STATISTICS

Game Records

Record	Overall	Home	Away	Neutral
ALL GAMES	0-3	0-2	0-1	0-0
CONFERENCE	0-3	0-2	0-1	0-0
NON-CONFERENCE	0-0	0-0	0-0	0-0

Score by Periods

Team	1st	2nd	OT	TOT
IUPUI	55	93	0	148
Opponents	107	112	0	219

Team Box Score

No.	Player				Total		3-Point		F-Throw		Rebounds											
		GP-GS	MIN	AVG	FG-FGA	FG%	3FG-3FGA	3FG%	FT-FTA	FT%	OFF	DEF	TOT	AVG	PF	DQ	A	TO	BLK	STL	PTS	AVG
00	MAXWELL, B.J.	3-3	95:53	32.0	14-35	.400	2-12	.167	6-9	.667	8	12	20	6.7	8	0	3	12	0	4	36	12.0
10	DEPERSIA, Mike	2-0	43:45	21.9	5-10	.500	2-6	.333	2-3	.667	1	3	4	2.0	3	0	6	3	0	1	14	7.0
25	STANTON III, Boston	3-3	71:04	23.7	6-25	.240	4-13	.308	2-3	.667	1	1	2	0.7	7	0	1	7	0	1	18	6.0
12	SEAY, Azariah	3-1	51:26	17.1	7-20	.350	2-8	.250	2-2	1.000	4	5	9	3.0	7	0	1	6	1	3	18	6.0
2	HARVEY, Bobby	1-0	18:54	18.9	2-6	.333	2-3	.667	0-1	.000	0	2	2	2.0	5	1	0	3	0	0	6	6.0
4	LASTRAP, Bakari	3-0	60:53	20.3	4-19	.211	2-5	.400	6-8	.750	0	4	4	1.3	3	0	10	3	0	0	16	5.3
1	PRUITT, KJ	2-2	63:49	31.9	5-13	.385	0-3	.000	0-0	.000	4	6	10	5.0	7	0	7	6	0	2	10	5.0
24	CARRASCO, Jonah	3-3	57:10	19.1	3-8	.375	0-0	.000	6-8	.750	1	7	8	2.7	7	0	1	2	0	1	12	4.0
23	ISITUA, Chuks	3-0	47:44	15.9	5-9	.556	0-0	.000	1-2	.500	3	7	10	3.3	9	1	0	5	1	2	11	3.7
5	MCCLURE, Nathan	3-3	68:35	22.9	3-6	.500	1-2	.500	0-0	.000	2	8	10	3.3	9	0	2	6	0	6	7	2.3
33	PANDEV, Dimitar	3-0	20:47	6.9	0-5	.000	0-2	.000	0-0	.000	4	4	8	2.7	3	0	0	6	0	0	0	0.0
Team											7	6	13					1				
Total		3	600		54-156	.346	15-54	.278	25-36	.694	35	65	100	33.3	68	2	31	60	2	20	148	49.3
Opponents		3	600		72-162	.444	21-72	.292	54-70	.771	33	70	103	34.3	40	0	37	39	8	24	219	73.0

Team Statistics

	IUPUI	OPP
Scoring	148	219
Points per game	49.3	73.0
Scoring margin	-23.7	-
Field goals-att	54-156	72-162
Field goal pct	.346	.444
3 point fg-att	15-54	21-72
3-point FG pct	.278	.292
3-pt FG made per game	5.0	7.0
Free throws-att	25-36	54-70
Free throw pct	.694	.771
F-Throws made per game	8.3	18.0
Rebounds	100	103
Rebounds per game	33.3	34.3
Rebounding margin	-1.0	-
Assists	31	37
Assists per game	10.3	12.3
Turnovers	60	39
Turnovers per game	20.0	13.0
Turnover margin	-7.0	-
Assist/turnover ratio	0.5	0.9
Steals	20	24
Steals per game	6.7	8.0
Blocks	2	8
Blocks per game	0.7	2.7
Winning streak	0	-
Home win streak	0	-
Attendance	1790	2967
Home games-Avg/Game	2-895	1-2967
Neutral site-Avg/Game	-	0-0

Team Results

Date	Opponent		Score	Att.
12/02/2021	Detroit Mercy	L	45-69	892
12/04/2021	Oakland	L	45-78	898
01/08/2022	at Wright St.	L	58-72	2967

2021-2022 STATISTICAL SPLITS

Wins (1 total)

No.	Player				Total		3-Point		F-Throw		Rebounds											
		GP-GS	MIN	AVG	FG-FGA	FG%	3FG-3FGA	3FG%	FT-FTA	FT%	OFF	DEF	TOT	AVG	PF	DQ	A	TO	BLK	STL	PTS	AVG
4	LASTRAP, Bakari	1-0	19:34	19.6	3-5	.600	1-1	1.000	3-4	.750	0	3	3	3.0	4	0	2	5	0	1	10	10.0
12	SEAY, Azariah	1-0	18:15	18.3	3-4	.750	1-2	.500	1-2	.500	2	4	6	6.0	2	0	0	3	0	0	8	8.0
24	CARRASCO, Jonah	1-1	18:53	18.9	4-5	.800	0-0	.000	0-1	.000	4	2	6	6.0	2	0	0	1	2	0	8	8.0
25	STANTON III, Boston	1-1	26:19	26.3	2-8	.250	2-6	.333	2-2	1.000	0	0	0	0.0	2	0	2	3	0	0	8	8.0
33	PANDEV, Dimitar	1-0	15:58	16.0	3-5	.600	1-3	.333	0-0	.000	1	3	4	4.0	0	0	2	1	0	1	7	7.0
23	ISITUA, Chuks	1-0	15:57	16.0	1-2	.500	0-0	.000	3-4	.750	1	1	2	2.0	4	0	1	3	1	0	5	5.0
5	MCCLURE, Nathan	1-1	26:50	26.8	2-6	.333	0-3	.000	1-2	.500	2	5	7	7.0	1	0	1	0	0	0	5	5.0
1	PRUITT, KJ	1-1	31:02	31.0	2-5	.400	1-2	.500	0-0	.000	0	1	1	1.0	1	0	2	0	1	2	5	5.0
2	HARVEY, Bobby	1-1	27:12	27.2	2-8	.250	1-6	.167	0-0	.000	0	3	3	3.0	2	0	2	1	0	3	5	5.0
Team											2	3	5					2				
Total		1	200		22-48	.458	7-23	.304	10-15	.667	12	25	37	37.0	18	0	12	19	4	7	61	61.0
Opponents		1	200		16-44	.364	0-7	.000	9-13	.692	6	14	20	20.0	13	0	3	19	0	8	41	41.0

Losses (11 total)

No.	Player				Total		3-Point		F-Throw		Rebounds													
		GP-GS	MIN	AVG	FG-FGA	FG%	3FG-3FGA	3FG%	FT-FTA	FT%	OFF	DEF	TOT	AVG	PF	DQ	A	TO	BLK	STL	PTS	AVG		
00	MAXWELL, B.J.	11-11	349:06	31.7	44-127	.346	13-55	.236	29-36	.806	16	39	55	5.0	31	0	6	22	5	10	130	11.8		
12	SEAY, Azariah	11-2	191:15	17.4	27-70	.386	6-30	.200	10-13	.769	13	16	29	2.6	24	1	5	18	1	7	70	6.4		
4	LASTRAP, Bakari	11-1	207:12	18.8	23-65	.354	3-11	.273	10-18	.556	3	11	14	1.3	19	0	26	30	0	6	59	5.4		
1	PRUITT, KJ	9-9	239:10	26.6	17-41	.415	3-12	.250	8-13	.615	8	22	30	3.3	18	0	16	31	3	8	45	5.0		
25	STANTON III, Boston	11-11	254:33	23.1	18-72	.250	10-37	.270	5-10	.500	2	21	23	2.1	17	0	14	26	1	3	51	4.6		
2	HARVEY, Bobby	8-0	144:54	18.1	11-40	.275	9-25	.360	2-3	.667	4	16	20	2.5	16	1	5	6	1	0	33	4.1		
10	DEPERSIA, Mike	7-1	134:56	19.3	9-23	.391	5-14	.357	4-9	.444	1	12	13	1.9	12	1	15	7	0	2	27	3.9		
23	ISITUA, Chuks	11-3	167:53	15.3	16-28	.571	0-0	.000	9-15	.600	10	17	27	2.5	24	1	2	13	6	3	41	3.7		
5	MCCLURE, Nathan	11-9	256:54	23.4	15-40	.375	6-25	.240	4-5	.800	11	31	42	3.8	29	0	10	13	0	11	40	3.6		
24	CARRASCO, Jonah	11-8	173:27	15.8	9-25	.360	0-0	.000	10-17	.588	15	20	35	3.2	25	0	1	7	6	1	28	2.5		
33	PANDEV, Dimitar	11-0	80:39	7.3	9-18	.500	2-4	.500	5-9	.556	6	14	20	1.8	8	0	0	8	1	0	25	2.3		
Team											26	21	47					10						
Total		11	2200		198-549	.361	57-213	.268	96-148	.649	115	240	355	32.3	223	4	100	191	24	51	549	49.9		
Opponents		11	2200		236-561	.421	80-240	.333	182-248	.734	122	260	382	34.7	162	1	123	148	27	86	734	66.7		

Home (1-4)

No.	Player				Total		3-Point		F-Throw		Rebounds											
		GP-GS	MIN	AVG	FG-FGA	FG%	3FG-3FGA	3FG%	FT-FTA	FT%	OFF	DEF	TOT	AVG	PF	DQ	A	TO	BLK	STL	PTS	AVG
00	MAXWELL, B.J.	4-4	130:42	32.7	19-45	.422	5-18	.278	9-11	.818	8	10	18	4.5	13	0	2	12	0	5	52	13.0
12	SEAY, Azariah	5-1	95:43	19.1	17-29	.586	4-11	.364	4-5	.800	5	12	17	3.4	14	1	2	12	1	5	42	8.4
10	DEPERSIA, Mike	2-0	43:45	21.9	5-10	.500	2-6	.333	2-3	.667	1	3	4	2.0	3	0	6	3	0	1	14	7.0
4	LASTRAP, Bakari	5-1	101:12	20.2	10-33	.303	2-5	.400	9-11	.818	2	8	10	2.0	10	0	12	13	0	2	31	6.2
25	STANTON III, Boston	5-5	134:28	26.9	8-44	.182	5-26	.192	5-8	.625	2	2	4	0.8	9	0	3	12	0	1	26	5.2
1	PRUITT, KJ	4-4	113:52	28.5	8-21	.381	1-5	.200	3-6	.500	4	9	13	3.3	9	0	11	8	1	5	20	5.0
2	HARVEY, Bobby	3-1	64:40	21.6	4-19	.211	3-13	.231	0-1	.000	0	6	6	2.0	9	1	2	5	1	3	11	3.7
23	ISITUA, Chuks	5-2	81:13	16.2	7-15	.467	0-0	.000	4-8	.500	7	9	16	3.2	13	1	1	5	2	2	18	3.6
33	PANDEV, Dimitar	5-0	47:07	9.4	6-11	.545	3-6	.500	3-6	.500	5	9	14	2.8	6	0	2	5	0	1	18	3.6
24	CARRASCO, Jonah	5-3	91:04	18.2	5-13	.385	0-0	.000	7-11	.636	9	10	19	3.8	10	0	1	3	5	0	17	3.4
5	MCCLURE, Nathan	5-4	96:13	19.2	3-11	.273	0-5	.000	3-4	.750	5	11	16	3.2	12	0	2	7	0	1	9	1.8
Team											11	12	23					5				
Total		5	1000		92-251	.367	25-95	.263	49-74	.662	59	101	160	32.0	108	3	44	90	10	26	258	51.6
Opponents		5	1000		106-253	.419	37-116	.319	80-101	.792	58	110	168	33.6	76	0	53	78	14	35	329	65.8

Road/Neutral (0-7)

No.	Player				Total		3-Point		F-Throw		Rebounds													
		GP-GS	MIN	AVG	FG-FGA	FG%	3FG-3FGA	3FG%	FT-FTA	FT%	OFF	DEF	TOT	AVG	PF	DQ	A	TO	BLK	STL	PTS	AVG		
00	MAXWELL, B.J.	7-7	218:24	31.2	25-82	.305	8-37	.216	20-25	.800	8	29	37	5.3	18	0	4	10	5	5	78	11.1		
4	LASTRAP, Bakari	7-0	125:34	17.9	16-37	.432	2-7	.286	4-11	.364	1	6	7	1.0	13	0	16	22	0	5	38	5.4		
5	MCCLURE, Nathan	7-6	187:31	26.8	14-35	.400	6-23	.261	2-3	.667	8	25	33	4.7	18	0	9	6	0	10	36	5.1		
12	SEAY, Azariah	7-1	113:47	16.3	13-45	.289	3-21	.143	7-10	.700	10	8	18	2.6	12	0	3	9	0	2	36	5.1		
1	PRUITT, KJ	6-6	156:20	26.1	11-25	.440	3-9	.333	5-7	.714	4	14	18	3.0	10	0	7	23	3	5	30	5.0		
25	STANTON III, Boston	7-7	146:24	20.9	12-36	.333	7-17	.412	2-4	.500	0	19	19	2.7	10	0	13	17	1	2	33	4.7		
2	HARVEY, Bobby	6-0	107:26	17.9	9-29	.310	7-18	.389	2-2	1.000	4	13	17	2.8	9	0	5	2	0	0	27	4.5		
23	ISITUA, Chuks	7-1	102:37	14.7	10-15	.667	0-0	.000	8-11	.727	4	9	13	1.9	15	0	2	11	5	1	28	4.0		
24	CARRASCO, Jonah	7-6	101:16	14.5	8-17	.471	0-0	.000	3-7	.429	10	12	22	3.1	17	0	0	5	3	1	19	2.7		
10	DEPERSIA, Mike	5-1	91:11	18.2	4-13	.308	3-8	.375	2-6	.333	0	9	9	1.8	9	1	9	4	0	1	13	2.6		
33	PANDEV, Dimitar	7-0	49:30	7.1	6-12	.500	0-1	.000	2-3	.667	2	8	10	1.4	2	0	0	4	1	0	14	2.0		
Team											17	12	29					7						
Total		7	1400		128-346	.370	39-141	.277	57-89	.640	68	164	232	33.1	133	1	68	120	18	32	352	50.3		
Opponents		7	1400		146-352	.415	43-131	.328	111-160	.694	70	164	234	33.4	99	1	73	89	13	59	446	63.7		

2021-2022 IUPUI GAME HIGHS/LOWS

IUPUI - Game Highs

POINTS	61		Spalding (11/23/2021)
	59		vs A&M-Corpus Christi (N) (11/16/2021)
	58		at Wright St. (01/08/2022)
	57		at UTSA (11/17/2021)
	55		Chicago St. (12/16/2021)
FIELD GOALS MADE	23		at UTSA (11/17/2021)
	22		Spalding (11/23/2021)
FIELD GOAL ATTEMPTS	56		at Wright St. (01/08/2022)
	53		Chicago St. (12/16/2021)
FIELD GOAL PERCENTAGE	.489	(23-47)	at UTSA (11/17/2021)
	.458	(22-48)	Spalding (11/23/2021)
3 PT FG MADE	9		vs Denver (N) (11/15/2021)
	7		at Wright St. (01/08/2022)
	7		Chicago St. (12/16/2021)
	7		Spalding (11/23/2021)
	7		at UTSA (11/17/2021)
	7		vs A&M-Corpus Christi (N) (11/16/2021)
3 PT FG ATTEMPTS	27		vs Denver (N) (11/15/2021)
	25		vs A&M-Corpus Christi (N) (11/16/2021)
3 PT FG PERCENTAGE	.412	(7-17)	at Wright St. (01/08/2022)
	.389	(7-18)	at UTSA (11/17/2021)
FREE THROWS MADE	16		vs A&M-Corpus Christi (N) (11/16/2021)
	14		Chicago St. (12/16/2021)
FREE THROW ATTEMPTS	23		vs A&M-Corpus Christi (N) (11/16/2021)
	22		Chicago St. (12/16/2021)
FREE THROW PERCENTAGE	.778	(7-9)	at Tennessee St. (12/10/2021)
	.733	(11-15)	at Wright St. (01/08/2022)
REBOUNDS	41		vs A&M-Corpus Christi (N) (11/16/2021)
	38		vs Denver (N) (11/15/2021)
ASSISTS	13		Detroit Mercy (12/02/2021)
	13		at UTSA (11/17/2021)
STEALS	11		at Wright St. (01/08/2022)
	9		Chicago St. (12/16/2021)
BLOCKED SHOTS	6		at UTSA (11/17/2021)
	5		at Butler (11/09/2021)
TURNOVERS	25		vs A&M-Corpus Christi (N) (11/16/2021)
	23		Oakland (12/04/2021)
FOULS	26		Oakland (12/04/2021)
	24		Morehead St. (12/21/2021)
	24		vs A&M-Corpus Christi (N) (11/16/2021)

IUPUI - Game Lows

POINTS	40		at Evansville (11/11/2021)
	44		at Tennessee St. (12/10/2021)
	45		Oakland (12/04/2021)
	45		Detroit Mercy (12/02/2021)
	47		vs Denver (N) (11/15/2021)
	47		at Butler (11/09/2021)
FIELD GOALS MADE	16		Detroit Mercy (12/02/2021)
	16		vs Denver (N) (11/15/2021)
	16		at Evansville (11/11/2021)
FIELD GOAL ATTEMPTS	47		at UTSA (11/17/2021)
	47		vs A&M-Corpus Christi (N) (11/16/2021)
FIELD GOAL PERCENTAGE	.308	(16-52)	vs Denver (N) (11/15/2021)
	.321	(17-53)	Chicago St. (12/16/2021)
3 PT FG MADE	2		Oakland (12/04/2021)
	3		Morehead St. (12/21/2021)
	3		at Tennessee St. (12/10/2021)
	3		at Evansville (11/11/2021)
	3		at Butler (11/09/2021)
3 PT FG ATTEMPTS	14		at Evansville (11/11/2021)
	16		Morehead St. (12/21/2021)
	16		Oakland (12/04/2021)
3 PT FG PERCENTAGE	.125	(2-16)	Oakland (12/04/2021)
	.130	(3-23)	at Butler (11/09/2021)
FREE THROWS MADE	4		at UTSA (11/17/2021)
	5		at Evansville (11/11/2021)
FREE THROW ATTEMPTS	8		at UTSA (11/17/2021)
	9		at Tennessee St. (12/10/2021)
	9		vs Denver (N) (11/15/2021)
FREE THROW PERCENTAGE	.500	(5-10)	at Evansville (11/11/2021)
	.500	(4-8)	at UTSA (11/17/2021)
REBOUNDS	26		at Evansville (11/11/2021)
	26		at Butler (11/09/2021)
ASSISTS	5		Morehead St. (12/21/2021)
	6		Chicago St. (12/16/2021)
STEALS	1		Morehead St. (12/21/2021)
	2		Oakland (12/04/2021)
	2		vs Denver (N) (11/15/2021)
BLOCKED SHOTS	0		at Wright St. (01/08/2022)
	0		vs Denver (N) (11/15/2021)
TURNOVERS	9		at Butler (11/09/2021)
	11		Chicago St. (12/16/2021)
FOULS	12		at Tennessee St. (12/10/2021)
	14		at UTSA (11/17/2021)

2021-2022 OPPONENT GAME HIGHS/LOWS

Opponent - Game Highs

POINTS	80		Morehead St. (12/21/2021)
	78		Oakland (12/04/2021)
	72		at Wright St. (01/08/2022)
	70		at Tennessee St. (12/10/2021)
	69		Detroit Mercy (12/02/2021)
FIELD GOALS MADE	26		at Wright St. (01/08/2022)
	25		Morehead St. (12/21/2021)
	25		at Tennessee St. (12/10/2021)
FIELD GOAL ATTEMPTS	63		at UTSA (11/17/2021)
	56		Oakland (12/04/2021)
FIELD GOAL PERCENTAGE	.490	(25-51)	Morehead St. (12/21/2021)
	.490	(25-51)	at Tennessee St. (12/10/2021)
3 PT FG MADE	11		Morehead St. (12/21/2021)
	10		Chicago St. (12/16/2021)
	10		Detroit Mercy (12/02/2021)
3 PT FG ATTEMPTS	30		Chicago St. (12/16/2021)
	27		Oakland (12/04/2021)
3 PT FG PERCENTAGE	.500	(8-16)	vs Denver (N) (11/15/2021)
	.423	(11-26)	Morehead St. (12/21/2021)
FREE THROWS MADE	28		Oakland (12/04/2021)
	23		vs A&M-Corpus Christi (N) (11/16/2021)
FREE THROW ATTEMPTS	35		vs A&M-Corpus Christi (N) (11/16/2021)
	32		Oakland (12/04/2021)
FREE THROW PERCENTAGE	.875	(28-32)	Oakland (12/04/2021)
	.857	(12-14)	at Tennessee St. (12/10/2021)
REBOUNDS	47		Chicago St. (12/16/2021)
	38		at Butler (11/09/2021)
ASSISTS	14		Morehead St. (12/21/2021)
	14		Detroit Mercy (12/02/2021)
STEALS	12		vs A&M-Corpus Christi (N) (11/16/2021)
	12		at Evansville (11/11/2021)
BLOCKED SHOTS	6		Chicago St. (12/16/2021)
	4		at Tennessee St. (12/10/2021)
	4		Oakland (12/04/2021)
TURNOVERS	24		Chicago St. (12/16/2021)
	19		Spalding (11/23/2021)
FOULS	24		vs A&M-Corpus Christi (N) (11/16/2021)
	19		Chicago St. (12/16/2021)

Opponent - Game Lows

POINTS	41		Spalding (11/23/2021)
	56		at Butler (11/09/2021)
	60		at UTSA (11/17/2021)
	60		at Evansville (11/11/2021)
	61		Chicago St. (12/16/2021)
FIELD GOALS MADE	15		at Butler (11/09/2021)
	16		Spalding (11/23/2021)
FIELD GOAL ATTEMPTS	38		at Evansville (11/11/2021)
	44		Spalding (11/23/2021)
	44		at Butler (11/09/2021)
FIELD GOAL PERCENTAGE	.333	(21-63)	at UTSA (11/17/2021)
	.341	(15-44)	at Butler (11/09/2021)
3 PT FG MADE	0		Spalding (11/23/2021)
	2		vs A&M-Corpus Christi (N) (11/16/2021)
3 PT FG ATTEMPTS	7		Spalding (11/23/2021)
	14		vs A&M-Corpus Christi (N) (11/16/2021)
3 PT FG PERCENTAGE	.000	(0-7)	Spalding (11/23/2021)
	.143	(2-14)	vs A&M-Corpus Christi (N) (11/16/2021)
FREE THROWS MADE	9		Spalding (11/23/2021)
	11		Detroit Mercy (12/02/2021)
	11		at UTSA (11/17/2021)
FREE THROW ATTEMPTS	13		Spalding (11/23/2021)
	14		at Tennessee St. (12/10/2021)
	14		Detroit Mercy (12/02/2021)
FREE THROW PERCENTAGE	.542	(13-24)	vs Denver (N) (11/15/2021)
	.625	(15-24)	at Wright St. (01/08/2022)
REBOUNDS	20		Spalding (11/23/2021)
	29		at Tennessee St. (12/10/2021)
	29		vs Denver (N) (11/15/2021)
ASSISTS	3		Spalding (11/23/2021)
	7		at Evansville (11/11/2021)
STEALS	3		Chicago St. (12/16/2021)
	3		at Butler (11/09/2021)
BLOCKED SHOTS	0		Spalding (11/23/2021)
	0		vs A&M-Corpus Christi (N) (11/16/2021)
TURNOVERS	8		Oakland (12/04/2021)
	9		at Tennessee St. (12/10/2021)
FOULS	10		at Evansville (11/11/2021)
	11		at UTSA (11/17/2021)



IUPUI Hall of Famer **Matt Crenshaw** was named the tenth head coach of the Jaguars' men's basketball program in April 2021. Crenshaw, the program's all-time leader in assists and longtime assistant coach, was selected following a national search, facilitated by an IUPUI campus-wide search committee and assisted by Parker Executive Search. He brings 15 years of collegiate coaching experience to the Jaguar program.

Before his return to IUPUI, Crenshaw spent three seasons as an assistant at Ball State, serving as the Cardinals' co-defensive coordinator. In addition, he was instrumental in BSU's guard development, recruiting efforts and advance scouting. Under his tutelage, Ball State boasted All-Mid-American Conference performers Tayler Persons, Ishmael El-Amin, K.J. Walton and 2019-20 MAC Freshman of the Year Jarron Coleman. In addition, Ball State had the MAC's best scoring defense during the 2019-2020 season and captured a West Division championship before the season was halted due to COVID-19.

Crenshaw previously spent 12 seasons on the IUPUI bench, including his final seven years as the program's associate head coach. He was on the IUPUI coaching staff when the Jaguars notched a 26-7 mark in 2007-2008, led by the program's first NBA Draft pick, George Hill. While at IUPUI, he coached 15 all-league performers, two all-district honorees, three Mid-Major All-Americans and one CoSIDA Academic All-American.

His time on the IUPUI sidelines spanned the tenures of three head coaches, starting with his college coach Ron Hunter. Crenshaw was instrumental in a pair of firsts - leading the Jaguars to their first NCAA Tournament as a player and helping the program to its first postseason victory as a coach.

That victory came in the 2010 College Basketball Invitational as part of a 25-win season in which IUPUI fell one win shy of tying the program's single-season record for victories. That season also included one of the Jaguars' two trips to the Summit League championship game during Crenshaw's time on the bench.

In May of 2013, Crenshaw was selected from a competitive field of talented assistant coaches and invited to participate in the NCAA's A.C.E (Achieving Coaching Excellence) Program. The professional development seminar provided an opportunity to focus on training and education in the areas of leadership, communication, campus relations, media, community involvement and program management. He was able to implement much of the training as he has excelled in academic oversight and been active on campus, both at IUPUI and Ball State. He's also helped spearhead community service initiatives in both Indianapolis and Muncie.

As a player, Crenshaw gained national acclaim in March 2003 when his last second jumper sent IUPUI to a thrilling win over Valparaiso in the Mid-Continent Conference championship game and the program's first-ever NCAA Tournament berth.

The Charlottesville, Va.-native capped his collegiate career with an outstanding senior season, earning Mid-Con Defensive Player of the Year honors and Honorable Mention All Mid-Con honors. The 6-foot-2 guard averaged 11.7 points, 5.6 assists



THE CRENSHAW FILE

Alma Mater:	IUPUI, '04
Seasons with IUPUI:	13th season overall; 1st as HC
Career Record:	1-11 (1st season)
IUPUI Record:	1-11 (1st season)
Coaching Experience:	2006-10, Asst. Coach, IUPUI 2010-18, Associate Head Coach, IUPUI 2018-21, Assistant Coach, Ball State 2021-present, Head Coach, IUPUI

and 4.4 rebounds per game as IUPUI went 21-11 overall. He shot 57.3 percent from the floor from his guard spot, while playing 36.3 minutes per game. He was a Preseason All Mid-Con selection prior to his senior season.

He finished his career ranked sixth in school history with 157 steals and led the Mid-Con as a junior and senior in assist-to-turnover ratio. He played in 123 career games, making 98 starts during his four years, totaling 923 points and 422 rebounds to accompany his school record 510 assists. He later had his No. 21 jersey retired by the program, becoming just the third former player to have his number retired to the IUPUI rafters.

After graduating from IUPUI in 2004, Crenshaw spent two years playing professionally both in the U.S. and overseas. He has played professionally in the ABA, Slovakia and Poland. While in Slovakia, he helped his squad to the Slovakian National Championship, while earning Playoff MVP honors. He was pegged by Eurobasket.com as the All-Slovakian League Import Player of the Year and First Team All-League before turning his attention to the coaching ranks.

ALL-TIME RESULTS

UIC (3-9)

H: 2-4, A: 1-5, N: 0-0

D1 era: 3-7, OT: 0-0

2-12-1980	H	67-78	L
2-10-1981	A	77-91	L
11-30-1999	A	65-70	L
1-4-2018	H	65-70	L
1-27-2018	A	62-71	L
1-4-2019	A	66-64	W
2-9-2019	H	75-76	L
1-18-2020	H	66-75	L
2-22-2020	A	72-77	L
3-3-2020	A	59-93	L
2-12-2021	H	89-69	W
2-13-2021	H	88-81	W

THE LAST MEETING - IUPUI 88, UIC 81 (FEB. 13, 2021 - INDIANA FARMERS COLISEUM)

JAGUARS FINISH SWEEP OF UIC WITH 88-81 VICTORY

INDIANAPOLIS - The IUPUI basketball team continued riding a confident wave on Saturday (Feb. 13) as the Jaguars outlasted UIC, 88-81 inside Indiana Farmers Coliseum for a third win in four games. Senior Marcus Burk pumped in a game-high 34 points on 12-of-19 shooting and Jaylen Minnett added 23 points, including five treys.

Senior Elijah Goss registered his sixth straight double-double with 12 points, 12 rebounds and four assists and sophomore Mike DePersia just missed a double-double of his own with nine points, nine boards and five assists.

IUPUI (7-8, 6-8 HL) shot a blistering 57.4 percent from the field and finished strong, making nine of its final 10 field goal attempts to fend off the Flames. Teyvion Kirk paced four UIC (8-11, 5-9 HL) players in double-digits with 21 points and RayQuawndis Mitchell and Braelen Bridges tallied 15 each off the bench.

"I thought we did a good job of holding them to one shot and kept them off the three-point line all weekend," head coach Byron Rimm II said. "We stuck to the details and we let our defense lead to our great offense and that got our guys excited. I'm just happy that our guys lived up to what those three seniors bring - we call them the record breakers."

The Jaguars were relentless throughout, building a 40-35 halftime lead and never relinquishing the lead after intermission. Each time the Flames crept within striking distance, the Jaguars' prolific offense had an immediate counterpunch.

UIC closed within five with 6:41 to play when Mitchell rattled in three, but IUPUI fired back when Goss spotted DePersia for a layup at the other end. After a defensive stand, Goss setup a Nathan McClure layup to push the lead back to nine. IUPUI closed the game by making nine of its final 10 field goal attempts

Minnett hoisted daggers with back-to-back threes with 4:10 and 3:20 to play, the second of which pushed the lead to 10. UIC kept scoring at the opposite end, but couldn't muster stops against the Jags. IUPUI shot 64 percent in the second half and outrebounded UIC by a 39-27 margin.

The Flames were limited to just 8-of-36 (22.2 percent) from three-point range while IUPUI made 9-of-20 (45 percent) against one of the nation's top defensive teams against the three.

Burk shouldered the scoring load in the first half, tallying 15 points on nearly flawless shooting. He went over 1,000 in his IUPUI career early in the second half when he swished three straight free throws after drawing a bump from beyond the arc. He finished 12-of-19 from the floor while Minnett was 6-of-12 and 5-of-10 from deep.

"Guys screened well and we cut hard and bought into the system that we have in place. We looked to get Burk and Jaylen the ball and those guys set great screens and popped out and did what was asked of them," Rimm said. "What helps is that Burk and Jaylen were able to get off the ball and get Nate and Mike a couple of touches for threes and (UIC) couldn't really help off them like they wanted."

"Jaylen and Burk were able to straight line drive them and so we got a lot of drives. Even though we got some really good looks from three, we got a lot off drives and we kept driving them."

Burk, Minnett and Goss finished with 69 of the team's 88 points, doing so on just 39 field goal attempts.

McClure finished with eight points including a pair of key buckets late as IUPUI improved to 6-4 with him in the starting lineup. The only non-starter to score was a first half tip-in from Azariah Seay while Dimitri Georgiadis provided four boards and a blocked shot in relief of Goss up front.

"We've got great role players, guys who just do the little things to help you win," Rimm said. "We know we've got Batman and Robin and Superman out there on the floor at the same time, but those other guys like Nate and Mike and AZ and Bobby when he's here do a ton of the little things to make us successful."

UIC 81 • 8-11, 5-9 Horizon

#	Player		Total		3-Ptr	Rebounds					PF	TP	A	TO	Blk	Stl	Min
			FG-FGA	FG-FGA		FT-FTA	Off	Def	Tot								
02	Michael Diggins	f	5-13	0-5	0-0	4	2	6	3	10	3	2	1	1	35		
22	Rob Howard	f	3-5	0-2	0-0	1	2	3	3	6	0	2	0	1	18		
01	Maurice Commander	g	2-9	2-8	2-2	0	0	0	0	8	3	1	0	1	33		
04	Teyvion Kirk	g	8-16	0-3	5-6	1	5	6	4	21	5	2	0	1	33		
20	Jamie Ahale	g	2-9	2-9	0-0	0	5	5	3	6	1	0	0	1	33		
10	Deon Ejim		0-0	0-0	0-0	0	0	0	0	0	0	0	0	0	1		
21	RayQuawndis Mitchell		4-9	4-9	3-4	1	2	3	5	15	0	1	0	1	32		
23	Braelen Bridges		5-6	0-0	5-7	1	2	3	0	15	0	0	0	0	15		
	Team					0	1	1									
Totals			29-67	8-36	15-19	8	19	27	18	81	12	8	1	6	200		

FG % 1st Half: 11-30	36.7%	2nd half: 18-37	48.6%	Game: 29-67	43.3%	Deadball
3FG % 1st Half: 3-17	17.6%	2nd half: 5-19	26.3%	Game: 8-36	22.2%	Rebounds
FT % 1st Half: 13-16	81.3%	2nd half: 2-3	66.7%	Game: 15-19	78.9%	0

IUPUI 88 • 7-8, 6-8 Horizon

#	Player		Total		3-Ptr	Rebounds					PF	TP	A	TO	Blk	Stl	Min
			FG	FGA		FG-FTA	Off	Def	Tot								
32	GOSS, Elijah	f	5-8	0-0	2-2	1	11	12	4	12	4	2	0	0	29		
00	MINNETT, Jaylen	g	6-12	5-10	6-9	0	3	3	1	23	3	4	0	0	37		
05	McCLURE, Nathan	g	4-7	0-2	0-2	1	2	3	2	8	1	2	0	1	31		
10	DePERSIA, Mike	g	3-7	1-3	2-2	1	8	9	2	9	5	0	0	0	38		
14	BURK, Marcus	g	12-19	3-5	7-7	0	4	4	1	34	3	4	1	3	39		
04	LaSTRAP, Bakari		0-0	0-0	0-0	0	0	0	1	0	0	1	0	0	4		
12	SEAY, Azariah		1-1	0-0	0-0	1	2	3	4	2	0	2	0	0	8		
20	STOLTZ, Sawyer		0-0	0-0	0-0	0	0	0	0	0	1	0	0	0	2		
23	GEORGIADIS, Dimitri		0-0	0-0	0-0	2	2	4	0	0	0	0	1	0	12		
24	CARRASCO, Jonah		0-0	0-0	0-0	0	0	0	0	0	0	0	0	0	0+		
	Team					0	1	1									
	Totals		31-54	9-20	17-22	6	33	39	15	88	17	16	2	4	200		

FG % 1st Half: 15-29	51.7%	2nd half: 16-25	64.0%	Game: 31-54	57.4%	Deadball
3FG % 1st Half: 5-11	45.5%	2nd half: 4-9	44.4%	Game: 9-20	45.0%	Rebounds
FT % 1st Half: 8-10	80.0%	2nd half: 9-12	75.0%	Game: 17-22	77.3%	3,1

Officials: Brian McNutt, Todd Von Sossan, Luke Schumer

Technical fouls: UIC-None. IUPUI-None.

Attendance:


Score by periods	1st	2nd	Total
UIC	38	43	81
IUPUI	43	45	88

Last FG - UIC 2nd-00:01, IUPUI 2nd-01:16.
Largest lead - UIC by 5 1st-08:15, IUPUI by 12 2nd-00:39.
UIC led for 06:58. IUPUI led for 29:57. Game was tied for 02:57.

Points	In Paint	Off T/O	2nd Chance	Fast Break	Bench
UIC	40	19	8	6	30
IUPUI	40	13	8	9	2

Score tied - 6 times.
Lead changed - 6 times.

PLAYER BIOS




B.J. MAXWELL

Grad Student | Guard
6-5 | 200
Austin, Texas
LBJ (St. Edward's Univ.)

#00

Birthdate: June 3, 1997 (age 24)
Major: Public Relations MA



KJ PRUITT

Freshman | Guard
6-4 | 203
Lewisville, Texas
Sunrise Christian Academy

#1

Birthdate: Sept. 8, 2000 (age 21)
Major: Sports Management

CAREER/SEASON HIGHS

CAREER HIGH	CATEGORY	SEASON HIGH
20 vs. Chicago State (12/16/2021)	PTS	20 vs. Chicago State (12/16/2021)
10 at UTSA (11/17/2021)	REB	10 at UTSA (11/17/2021)
5 vs. Northwestern State (1/19/19)	AST	2 - twice
8 vs. Oakland (12/4/2021)	FG	8 vs. Oakland (12/4/2021)
18 vs. Oakland (12/4/2021)	FGA	18 vs. Oakland (12/4/2021)
4 vs. Elon (11/22/18)	3FG	3 - twice
7 - 4x	3FGA	7 - 3x
6 - twice	FT	6 vs. TAMUCC (11/16/2021)
6 - 3x	FTA	6 - twice
3 - three times	STL	2 - twice
2 - 6x	BLK	2 - twice
38 - twice	MIN	38 vs. Oakland (12/4/2021)

GAME-BY-GAME

Opponent	MIN	FG	3FG	FT	O-D-T	PF	A	TO	B	S	PTS
Anderson	21	6-9	1-3	0-0	0-1-1	3	0	0	0	0	13
at Butler*	27	4-11	2-7	4-6	0-6-6	2	0	0	2	1	14
at Evansville*	31	3-13	0-2	2-3	2-2-4	4	0	1	1	1	8
vs. Denver*	24	4-12	3-7	3-3	1-2-3	2	0	2	0	0	14
vs. TAMUCC*	36	4-12	0-5	6-6	1-4-5	3	0	4	0	1	14
at UTSA*	35	5-15	2-7	1-2	2-8-10	2	2	0	2	0	13
Spalding	did not play										
Detroit Mercy*	29	4-9	1-3	1-2	2-2-4	1	1	6	0	1	10
Oakland*	38	8-18	0-5	3-4	4-5-9	4	0	5	0	2	19
at Tenn. St.*	36	3-11	0-5	2-2	0-2-2	2	0	2	0	1	8
Chicagao St.*	33	6-11	3-4	5-5	2-2-4	4	1	0	0	2	20
Morehead St.*	31	1-7	1-6	0-0	0-1-1	4	0	1	0	0	3
at Wright St.*	30	2-8	1-4	2-3	2-5-7	3	2	1	0	1	7
UIC											
at Green Bay											
at Milwaukee											
Wright St.											
Northern Ky.											
at Oakland											
at Detroit Mercy											
Y'town St.											
Robert Morris											
at Purdue FW											
at Cleveland St.											
at UIC											
at Robert Morris											
at Y'town St.											
Milwaukee											
Green Bay											
HL - 1st Rd.											
HL - 2nd Rd.											
HL Semis											
HL Finals											

* denotes starter

CAREER/SEASON HIGHS

CAREER HIGH	CATEGORY	SEASON HIGH
10 at Tennessee State (12/10/2021)	PTS	10 at Tennessee State (12/10/2021)
7 vs. TAMUCC (11/16/2021)	REB	7 vs. TAMUCC (11/16/2021)
4 - twice	AST	4 - twice
4 at Tennessee State (12/10/2021)	FG	4 at Tennessee State (12/10/2021)
8 - twice	FGA	8 - twice
1 - 4x	3FG	1 - 4x
3 at UTSA (11/17/2021)	3FGA	3 at UTSA (11/17/2021)
3 vs. Chicago State (12/16/2021)	FT	3 vs. Chicago State (12/16/2021)
6 vs. Chicago State (12/16/2021)	FTA	6 vs. Chicago State (12/16/2021)
2 - 3x	STL	2 - 3x
2 at UTSA (11/17/2021)	BLK	2 at UTSA (11/17/2021)
33 vs. Oakland (12/4/2021)	MIN	33 vs. Oakland (12/4/2021)

GAME-BY-GAME

Opponent	MIN	FG	3FG	FT	O-D-T	PF	A	TO	B	S	PTS
Anderson	19	3-7	0-1	3-4	0-0-0	2	0	0	0	2	9
at Butler*	22	2-5	0-2	0-0	0-2-2	1	0	2	0	0	4
at Evansville*	26	1-2	0-0	2-4	0-0-0	1	0	3	0	1	4
vs. Denver*	19	1-3	0-1	0-0	0-1-1	3	1	5	0	0	2
vs. TAMUCC*	28	1-2	1-1	2-2	1-6-7	4	4	5	0	1	5
at UTSA*	30	2-5	1-3	0-0	0-3-3	1	1	3	2	1	5
Spalding*	31	2-5	1-2	0-0	0-1-1	1	2	0	1	2	5
Detroit Mercy*	31	3-8	0-2	0-0	2-2-4	3	3	1	0	2	6
Oakland*	33	2-5	0-1	0-0	2-4-6	4	4	5	0	0	4
at Tenn. St.*	32	4-8	1-2	1-1	3-2-5	0	1	5	1	2	10
Chicagao St.*	19	1-3	0-0	3-6	0-2-2	1	2	2	0	1	5
Morehead St.	did not play										
at Wright St.	did not play										
UIC											
at Green Bay											
at Milwaukee											
Wright St.											
Northern Ky.											
at Oakland											
at Detroit Mercy											
Y'town St.											
Robert Morris											
at Purdue FW											
at Cleveland St.											
at UIC											
at Robert Morris											
at Y'town St.											
Milwaukee											
Green Bay											
HL - 1st Rd.											
HL - 2nd Rd.											
HL Semis											
HL Finals											

* denotes starter

CAREER STATS

Season	GP-GS	MIN-Avg	FG	Pct.	3FG	Pct.	FT	Pct.
2015-16*	Did not play - redshirted							
2016-17*	17-0	179-10.5	23-47	.489	11-24	.458	1-1	1.000
2017-18*	31-2	308-9.9	43-92	.467	11-31	.355	9-16	.563
2018-19*	24-19	642-26.8	79-161	.491	34-84	.405	29-34	.853
2019-20**	2-2	27-13.5	1-10	.100	0-5	.000	0-0	.000
2020-21***	20-20	581-29.1	144-303	.475	40-109	.367	43-54	.796
2021-22	11-11	349-31.7	44-127	.346	13-55	.236	29-36	.806
TOTALS	11-11	349-31.7	44-127	.346	13-55	.236	29-36	.806

REBOUNDS

Season	O-D-REB-AVG.	PF-DQ	AST	TO	BLK	STL	PTS-PPG
2015-16*	Did not play - redshirted						
2016-17*	13-19-32-1.9	30-1	10	12	3	5	58-3.4
2017-18*	27-42-69-2.2	52-0	20	15	11	8	106-3.4
2018-19*	37-76-113-4.7	64-3	40	20	9	26	221-9.2
2019-20**	0-0-0-0.0	3-0	1	2	0	2	2-1.0
2020-21***	25-80-105-5.3	61-2	46	41	11	25	371-18.6
2021-22	16-39-55-5.0	31-0	6	22	5	10	130-11.8
TOTALS	16-39-55-5.0	31-0	6	22	5	10	130-11.8

* at Abilene Christian; ** at Detroit Mercy; *** at Saint Edward's University State / TOTALS only reflect IUPUI totals


CAREER STATS

Season	GP-GS	MIN-Avg	FG	Pct.	3FG	Pct.	FT	Pct.
2021-22	10-10	270-27.0	19-46	.413	4-14	.286	8-13	.615
TOTALS	10-10	270-27.0	19-46	.413	4-14	.286	8-13	.615

REBOUNDS

Season	O-D-REB-AVG.	PF-DQ	AST	TO	BLK	STL	PTS-PPG
2021-22	8-23-31-3.1	19-0	18	31	4	10	50-5.0
TOTALS	8-23-31-3.1	19-0	18	31	4	10	50-5.0

PLAYER BIOS



BOBBY HARVEY

#2

Senior | Guard
6-3 | 200
Chicago, Ill.
Hillcrest (Wabash Valley J.C.)

Birthdate: Nov. 20, 1999 (age 22)
Major: General Studies



BAKARI LaSTRAP

#4

Sophomore | Guard
6-0 | 170
Houston, Texas
The Woodlands Christian Academy

Birthdate: July 10, 2001 (age 20)
Major: Business

CAREER/SEASON HIGHS

CAREER HIGH	CATEGORY	SEASON HIGH
18 at Milwaukee (1/8/21)	PTS	13 vs. Denver (11/15/2021)
6 vs. Denver (11/15/2021)	REB	6 vs. Denver (11/15/2021)
2- 3x	AST	2 - twice
6 at Milwaukee (1/8/21)	FG	4 vs. Denver (11/15/2021)
13 at Milwaukee (1/8/21)	FGA	8 - twice
3 vs. Denver (11/15/2021)	3FG	3 vs. Denver (11/15/2021)
7 at Milwaukee (1/8/21)	3FGA	6 vs. Spalding (11/23/2021)
4 at Milwaukee (1/8/21)	FT	2 vs. Denver (11/15/2021)
6 at Milwaukee (1/8/21)	FTA	2 vs. Denver (11/15/2021)
3 vs. Spalding (11/23/2021)	STL	3 vs. Spalding (11/23/2021)
1 - 3x	BLK	1 vs. Chicago State (12/16/2021)
31 vs. Wright State (1/23/21)	MIN	28 vs. Spalding (11/23/2021)

GAME-BY-GAME

Opponent	MIN	FG	3FG	FT	O-D-T	PF	A	TO	B	S	PTS
Anderson*	21	0-3	0-2	2-2	0-2-2	3	1	0	0	0	2
at Butler	17	0-5	0-3	0-0	0-1-1	3	2	0	0	0	0
at Evansville	19	1-2	1-2	0-0	1-2-3	1	1	1	0	0	3
vs. Denver	27	4-8	3-5	2-2	0-6-6	1	1	0	0	0	13
vs. TAMUCC	21	1-6	1-4	0-0	2-0-2	2	0	1	0	0	3
at UTSA	21	3-5	2-3	0-0	0-4-4	2	1	0	0	0	8
Spalding*	28	2-8	1-6	0-0	0-3-3	2	2	1	0	3	5
Detroit Mercy	19	2-6	2-3	0-1	0-2-2	5	0	3	0	0	6
Oakland	did not play										
at Tenn. St.	2	0-3	0-1	0-0	1-0-1	0	0	0	0	0	0
Chicgao St.	19	0-5	0-4	0-0	0-1-1	2	0	1	1	0	0
Morehead St.	did not play										
at Wright St.	did not play										
UIC											
at Green Bay											
at Milwaukee											
Wright St.											
Northern Ky.											
at Oakland											
at Detroit Mercy											
Y'town St.											
Robert Morris											
at Purdue FW											
at Cleveland St.											
at UIC											
at Robert Morris											
at Y'town St.											
Milwaukee											
Green Bay											
HL - 1st Rd.											
HL - 2nd Rd.											
HL Semis											
HL Finals											

* denotes starter

CAREER STATS

Season	GP-GS	MIN-Avg	FG	Pct.	3FG	Pct.	FT	Pct.
2020-21	14-4	255-18.2	27-71	.380	16-44	.364	8-15	.533
2021-22	9-1	174-19.3	13-48	.271	10-31	.323	2-3	.667
TOTALS	23-5	429-18.7	40-119	.336	26-75	.347	10-18	.556

REBOUNDS

Season	O-D-REB-AVG.	PF-DQ	AST	TO	BLK	STL	PTS-PPG
2020-21	5-30-35-2.5	26-0	5	14	2	3	78-5.6
2021-22	4-19-23-2.6	18-1	7	7	1	3	38-4.2
TOTALS	9-49-58-2.5	44-1	12	21	3	6	116-5.0

CAREER/SEASON HIGHS

CAREER HIGH	CATEGORY	SEASON HIGH
11 - twice	PTS	11 - twice
5 - twice	REB	4 vs. Morehead State (12/21/21)
6 vs. Cleveland State (1/1/21)	AST	5 at Wright State (1/8/22)
5 vs. Morehead State (12/21/21)	FG	5 vs. Morehead State (12/21/21)
11 vs. Morehead State (12/21/21)	FGA	11 vs. Morehead State (12/21/21)
1 - 7x	3FG	1 - 4x
3 - twice	3FGA	3 vs. Oakland (12/4/2021)
4 at Wright State (1/8/22)	FT	4 at Wright State (1/8/22)
6 - twice	FTA	6 at Wright State (1/8/22)
3 - 3x	STL	2 at Butler (11/9/2021)
---	BLK	---
36 at Youngstown State (2/20/21)	MIN	35 - twice

GAME-BY-GAME

Opponent	MIN	FG	3FG	FT	O-D-T	PF	A	TO	B	S	PTS
Anderson*	17	2-7	0-1	0-0	0-1-1	1	4	1	0	1	4
at Butler	17	4-7	0-1	0-0	0-1-1	4	1	1	0	2	8
at Evansville	13	3-7	0-0	0-0	0-2-2	0	1	3	0	1	6
vs. Denver	20	0-5	0-2	0-0	1-1-2	4	4	6	0	1	0
vs. TAMUCC	4	0-1	0-1	0-2	0-0-0	2	0	5	0	0	0
at UTSA	19	3-4	0-0	0-2	0-1-1	1	4	3	0	1	6
Spalding	19	3-5	1-1	3-4	0-3-3	4	2	5	0	1	10
Detroit Mercy	13	0-4	0-0	2-2	0-1-1	0	4	0	0	0	2
Oakland	13	1-5	1-3	0-0	0-2-2	2	1	2	0	0	3
at Tenn. St.	16	3-3	1-1	0-1	0-0-0	1	1	3	0	0	7
Chicgao St.*	21	1-8	0-1	3-4	0-0-0	1	2	1	0	1	5
Morehead St.	35	5-11	0-0	1-1	2-2-4	3	3	5	0	0	11
at Wright St.	35	3-10	1-2	4-6	0-1-1	1	5	1	0	0	11
UIC											
at Green Bay											
at Milwaukee											
Wright St.											
Northern Ky.											
at Oakland											
at Detroit Mercy											
Y'town St.											
Robert Morris											
at Purdue FW											
at Cleveland St.											
at UIC											
at Robert Morris											
at Y'town St.											
Milwaukee											
Green Bay											
HL - 1st Rd.											
HL - 2nd Rd.											
HL Semis											
HL Finals											

* denotes starter


CAREER STATS

Season	GP-GS	MIN-Avg	FG	Pct.	3FG	Pct.	FT	Pct.
2020-21	18-1	235-13.1	16-56	.286	3-13	.231	16-25	.640
2021-22	12-1	226-18.8	26-70	.371	4-12	.333	13-22	.591
TOTALS	30-2	461-15.4	42-126	.333	7-25	.280	29-47	.617

REBOUNDS

Season	O-D-REB-AVG.	PF-DQ	AST	TO	BLK	STL	PTS-PPG
2020-21	8-17-25-1.4	27-0	24	22	0	13	51-2.8
2021-22	3-14-17-1.4	23-0	28	35	0	7	69-5.8
TOTALS	11-31-42-1.4	50-0	52	57	0	20	120-4.0

PLAYER BIOS



NATHANMcCLURE

#5

Junior | Guard
6-4 | 175
Houston, Texas
Concordia Lutheran (State Fair C.C.)

Birthdate: Feb. 18, 2000 (age 21)
Major: General Studies

CAREER/SEASON HIGHS

CAREER HIGH	CATEGORY	SEASON HIGH
16 at Youngstown St. (2/20/21)	PTS	10 vs. TAMUCC (11/16/2021)
7 - twice	REB	7 - twice
4 at Tennessee State (12/10/2021)	AST	4 at Tennessee State (12/10/2021)
4 vs. UIC (2/13/21)	FG	3 - twice
7 - 4x	FGA	7 - twice
3 at Green Bay (2/5/21)	3FG	2 vs. TAMUCC (11/16/2021)
6 vs. TAMUCC (11/16/2021)	3FGA	6 vs. TAMUCC (11/16/2021)
8 at Youngstown State (2/20/21)	FT	2 - twice
8 at Youngstown State (2/20/21)	FTA	2 - 3x
6 at Wright State (1/8/22)	STL	6 at Wright State (1/8/22)
1 - 4x	BLK	---
36 at Wright State (1/8/22)	MIN	36 at Wright State (1/8/22)

GAME-BY-GAME

Opponent	MIN	FG	3FG	FT	O-D-T	PF	A	TO	B	S	PTS
Anderson*	18	1-1	1-1	0-2	2-7-9	2	2	0	0	0	3
at Butler*	20	1-4	0-3	0-1	1-4-5	1	0	0	0	1	2
at Evansville*	29	2-6	1-3	0-0	0-3-3	3	1	0	0	0	5
vs. Denver*	24	3-7	1-4	0-0	2-3-5	3	0	0	0	1	7
vs. TAMUCC*	26	3-7	2-6	2-2	1-6-7	2	2	2	0	1	10
at UTSA*	22	2-4	1-3	0-0	1-1-2	2	0	0	0	1	5
Spalding*	27	2-6	0-3	1-2	2-5-7	1	1	0	0	0	5
Detroit Mercy*	12	0-2	0-1	0-0	0-2-2	2	0	1	0	0	0
Oakland*	20	1-1	0-0	0-0	0-2-2	4	0	2	0	0	2
at Tenn. St.	29	1-4	0-3	0-0	1-4-5	4	4	1	0	0	2
Chicgao St.	24	0-2	0-1	0-0	1-0-1	3	0	2	0	1	0
Morehead St.*	13	0-0	0-0	2-2	2-2-4	2	1	2	0	0	2
at Wright St.*	36	2-3	1-1	0-0	2-4-6	3	2	3	0	6	5
UIC											
at Green Bay											
at Milwaukee											
Wright St.											
Northern Ky.											
at Oakland											
at Detroit Mercy											
Y'town St.											
Robert Morris											
at Purdue FW											
at Cleveland St.											
at UIC											
at Robert Morris											
at Y'town St.											
Milwaukee											
Green Bay											
HL - 1st Rd.											
HL - 2nd Rd.											
HL Semis											
HL Finals											


* denotes starter

CAREER STATS

Season	GP-GS	MIN-Avg	FG	Pct.	3FG	Pct.	FT	Pct.
2020-21	18-13	389-21.6	25-64	.391	13-38	.342	17-23	.739
2021-22	12-10	282-23.5	17-46	.370	6-28	.214	5-7	.714
TOTALS	30-23	671-22.4	42-110	.382	19-66	.288	22-30	.733

REBOUNDS

Season	O-D-REB-AVG.	PF-DQ	AST	TO	BLK	STL	PTS-PPG
2020-21	24-29-53-2.9	37-0	17	19	4	14	80-4.4
2021-22	13-36-49-4.1	30-0	11	13	0	11	45-3.8
TOTALS	37-65-102-3.4	67-0	28	32	4	25	125-4.2



MIKEDePERSIA

#10

Junior | Guard
5-11 | 175
Cherry Hill, N.J.
Haddonfield Memorial

Birthdate: Apr. 30, 2000 (age 21)
Major: Finance

CAREER/SEASON HIGHS

CAREER HIGH	CATEGORY	SEASON HIGH
13 at Youngstown State (2/19/21)	PTS	9 vs. Oakland (12/4/2021)
9 vs. UIC (2/13/21)	REB	4 vs. Oakland (12/4/2021)
14 vs. UIC (2/12/21)	AST	3 - 4x
5 at Youngstown State (2/19/21)	FG	3 vs. Oakland (12/4/2021)
7 - 3x	FGA	6 vs. Oakland (12/4/2021)
2 vs. TAMUCC (11/16/2021)	3FG	2 vs. TAMUCC (11/16/2021)
4 - twice	3FGA	4 vs. TAMUCC (11/16/2021)
6 vs. Wright State (1/10/20)	FT	2 vs. Oakland (12/4/2021)
10 vs. Wright State (1/10/20)	FTA	3 vs. Oakland (12/4/2021)
3 - 5x	STL	1 - twice
1 - twice	BLK	---
38 - 3x	MIN	23 vs. TAMUCC (11/16/2021)

GAME-BY-GAME

Opponent	MIN	FG	3FG	FT	O-D-T	PF	A	TO	B	S	PTS
Anderson*	17	2-3	0-0	2-3	0-1-1	1	2	1	0	1	6
at Butler	16	0-0	0-0	0-2	0-1-1	1	1	0	0	0	0
at Evansville	19	1-2	0-0	0-0	0-2-2	5	3	1	0	1	2
vs. Denver	17	1-4	1-3	1-2	0-2-2	1	3	1	0	0	4
vs. TAMUCC	23	2-4	2-4	1-2	0-3-3	2	2	1	0	0	7
at UTSA				did not play							
Spalding				did not play							
Detroit Mercy	22	2-4	1-3	0-0	0-0-0	1	3	3	0	1	5
Oakland	21	3-6	1-3	2-3	1-3-4	2	3	0	0	0	9
at Tenn. St.*	17	0-3	0-1	0-0	0-1-1	0	0	1	0	0	0
Chicgao St.				did not play							
Morehead St.				did not play							
at Wright St.				did not play							
UIC											
at Green Bay											
at Milwaukee											
Wright St.											
Northern Ky.											
at Oakland											
at Detroit Mercy											
Y'town St.											
Robert Morris											
at Purdue FW											
at Cleveland St.											
at UIC											
at Robert Morris											
at Y'town St.											
Milwaukee											
Green Bay											
HL - 1st Rd.											
HL - 2nd Rd.											
HL Semis											
HL Finals											

* denotes starter


CAREER STATS

Season	GP-GS	MIN-Avg	FG	Pct.	3FG	Pct.	FT	Pct.
2019-20	32-10	701-21.9	28-82	.341	4-34	.118	22-41	.537
2020-21	18-18	536-29.8	32-72	.444	8-27	.296	18-28	.643
2021-22	7-1	133-19.0	9-23	.391	5-14	.357	4-9	.444
TOTALS	57-29	1370-24.0	69-177	.390	17-75	.227	44-78	.564

REBOUNDS

Season	O-D-REB-AVG.	PF-DQ	AST	TO	BLK	STL	PTS-PPG
2019-20	22-48-70-2.2	60-1	85	42	0	33	82-2.6
2020-21	10-51-61-3.4	48-2	71	19	2	22	90-5.0
2021-22	1-12-13-1.9	12-1	15	7	0	2	27-3.9
TOTALS	33-111-144-2.5	120-4	171	68	2	57	199-3.5

PLAYER BIOS



AZARIAH SEAY
(AZ-uh-rye-uh) (SAY)

#12

Senior | Guard
6-4 | 195
Montgomery, Ala.
Robert E. Lee (Blinn College)

Birthdate: Dec. 18, 1999 (age 22)
Major: General Studies

CAREER/SEASON HIGHS

CAREER HIGH	CATEGORY	SEASON HIGH
17 vs. Morehead St. (12/21/2021)	PTS	17 vs. Morehead St. (12/21/2021)
6 vs. Spalding (11/23/2021)	REB	6 vs. Spalding (11/23/2021)
4 vs. Birmingham-Southern (11/14/18)	AST	2 vs. TAMUCC (11/16/2021)
8 vs. Morehead St. (12/21/2021)	FG	8 vs. Morehead St. (12/21/2021)
17 at Wright State (1/8/22)	FGA	17 at Wright State (1/8/22)
3 - twice	3FG	3 vs. Chicago State (12/16/2021)
6 at Wright State (1/8/22)	3FGA	6 at Wright State (1/8/22)
3 vs. TAMUCC (11/16/2021)	FT	3 vs. TAMUCC (11/16/2021)
6 vs. TAMUCC (11/16/2021)	FTA	6 vs. TAMUCC (11/16/2021)
4 vs. Chicago State (12/16/2021)	STL	4 vs. Chicago State (12/16/2021)
1 - twice	BLK	1 vs. Oakland (12/4/2021)
33 vs. Morehead St. (12/21/2021)	MIN	33 vs. Morehead St. (12/21/2021)

GAME-BY-GAME

Opponent	MIN	FG	3FG	FT	O-D-T	PF	A	TO	B	S	PTS
Anderson*	19	8-11	4-5	0-0	1-1-2	3	0	1	0	1	20
at Butler	20	2-8	0-4	2-2	2-2-4	3	0	1	0	0	6
at Evansville	12	0-3	0-3	0-0	0-1-1	1	0	2	0	0	0
vs. Denver	23	2-6	1-3	0-0	2-0-2	2	0	0	0	0	5
vs. TAMUCC	19	3-8	0-3	3-6	2-0-2	1	2	2	0	0	9
at UTSA	5	0-0	0-0	0-0	1-0-1	1	1	1	0	0	0
Spalding	18	3-4	1-2	1-2	2-4-6	2	0	3	0	0	8
Detroit Mercy	15	1-2	0-1	0-0	1-2-3	1	1	2	0	1	2
Oakland	9	0-1	0-1	0-0	0-1-1	2	0	2	1	0	0
at Tenn. St.	9	0-3	0-2	0-0	0-3-3	0	0	1	0	0	0
Chicago St.	20	5-10	3-4	2-2	1-2-3	5	1	0	0	4	15
Morehead St.*	33	8-12	0-3	1-1	1-3-4	4	0	5	0	0	17
at Wright St.*	28	6-17	2-6	2-2	3-2-5	4	0	2	0	2	16
UIC											
at Green Bay											
at Milwaukee											
Wright St.											
Northern Ky.											
at Oakland											
at Detroit Mercy											
Y'town St.											
Robert Morris											
at Purdue FW											
at Cleveland St.											
at UIC											
at Robert Morris											
at Y'town St.											
Milwaukee											
Green Bay											
HL - 1st Rd.											
HL - 2nd Rd.											
HL Semis											
HL Finals											

* denotes starter

CAREER STATS

Season	GP-GS	MIN-Avg	FG	Pct.	3FG	Pct.	FT	Pct.
2018-19*	19-0	127-6.7	12-41	.293	6-24	.250	4-7	.571
2020-21	18-2	250-13.9	40-103	.388	15-49	.306	7-11	.636
2021-22	12-2	211-17.6	30-74	.405	7-32	.219	11-15	.733
TOTALS	30-4	461-15.4	70-177	.395	22-81	.272	18-26	.692

REBOUNDS

Season	O-D-REB-AVG.	PF-DQ	AST	TO	BLK	STL	PTS-PPG
2018-19*	8-9-7-0.9	21-0	8	7	1	6	34-1.8
2020-21	6-20-26-1.4	33-1	13	18	0	8	102-5.7
2021-22	15-20-35-2.9	26-1	5	21	1	7	78-6.5
TOTALS	21-40-61-2.1	59-2	18	39	1	15	180-6.0

*at Alabama State / TOTALS only reflect IUPUI totals



CHUKS ISITUA
(CHOOKS) (ee-see-TOO-uh)

#23

Freshman | Forward/Center
6-11 | 220
Lagos, Nigeria
Jack Yates [Texas]

Birthdate: Nov. 7, 2001 (age 20)
Major: Organizational Leadership

CAREER/SEASON HIGHS

CAREER HIGH	CATEGORY	SEASON HIGH
10 at UTSA (11/17/2021)	PTS	10 at UTSA (11/17/2021)
5 vs. Chicago State (12/16/2021)	REB	5 vs. Chicago State (12/16/2021)
1 - 3x	AST	1 - 3x
4 at UTSA (11/17/2021)	FG	4 at UTSA (11/17/2021)
5 vs. Oakland (12/4/2021)	FGA	5 vs. Oakland (12/4/2021)
---	3FG	---
---	3FGA	---
3 vs. Spalding (11/23/2021)	FT	3 vs. Spalding (11/23/2021)
4 vs. Spalding (11/23/2021)	FTA	4 vs. Spalding (11/23/2021)
2 vs. Detroit Mercy (12/2/2021)	STL	2 vs. Detroit Mercy (12/2/2021)
2 - twice	BLK	2 - twice
24 at UTSA (11/17/2021)	MIN	24 at UTSA (11/17/2021)

GAME-BY-GAME

Opponent	MIN	FG	3FG	FT	O-D-T	PF	A	TO	B	S	PTS
Anderson*	16	2-3	0-0	3-4	1-4-5	1	0	1	0	0	7
at Butler	18	1-1	0-0	2-2	0-0-0	2	0	2	2	0	4
at Evansville	13	1-2	0-0	0-2	0-1-1	1	0	2	0	0	2
vs. Denver	7	0-1	0-0	0-0	0-2-2	4	0	1	0	0	0
vs. TAMUCC	13	2-3	0-0	2-3	0-2-2	4	0	0	0	0	6
at UTSA	24	4-4	0-0	2-2	1-2-3	1	1	1	2	1	10
Spalding	16	1-2	0-0	3-4	1-1-2	4	1	3	1	0	5
Detroit Mercy	17	1-1	0-0	1-2	2-2-4	3	0	0	1	2	3
Oakland	19	2-5	0-0	0-0	0-3-3	5	0	1	0	0	4
at Tenn. St.*	16	0-1	0-0	2-2	2-0-2	2	1	1	1	0	2
Chicago St.*	12	2-3	0-0	0-2	3-2-5	0	0	1	0	0	4
Morehead St.*	16	1-4	0-0	0-0	1-1-2	1	0	0	0	0	2
at Wright St.	12	2-3	0-0	0-0	1-2-3	1	0	4	0	0	4
UIC											
at Green Bay											
at Milwaukee											
Wright St.											
Northern Ky.											
at Oakland											
at Detroit Mercy											
Y'town St.											
Robert Morris											
at Purdue FW											
at Cleveland St.											
at UIC											
at Robert Morris											
at Y'town St.											
Milwaukee											
Green Bay											
HL - 1st Rd.											
HL - 2nd Rd.											
HL Semis											
HL Finals											

* denotes starter

CAREER STATS

Season	GP-GS	MIN-Avg	FG	Pct.	3FG	Pct.	FT	Pct.
2021-22	12-3	184-15.3	17-30	.567	0-0	.000	12-19	.632
TOTALS	12-3	184-15.3	17-30	.567	0-0	.000	12-19	.632

REBOUNDS

Season	O-D-REB-AVG.	PF-DQ	AST	TO	BLK	STL	PTS-PPG
2021-22	11-18-29-2.4	28-1	3	16	7	3	46-3.8
TOTALS	11-18-29-2.4	28-1	3	16	7	3	46-3.8

PLAYER BIOS



JONAH CARRASCO (cuh-RASS-ko) **#24**

Senior | Forward
6-9 | 220
Wichita, Kan.
Wichita North (Otero J.C.)

Birthdate: Jan. 19, 1999 (age 22)
Major: General Studies

CAREER/SEASON HIGHS

CAREER HIGH	CATEGORY	SEASON HIGH
8 vs. Spalding (11/23/2021)	PTS	8 vs. Spalding (11/23/2021)
7 at UTSA (11/17/2021)	REB	7 at UTSA (11/17/2021)
1 vs. Detroit Mercy (12/2/2021)	AST	1 vs. Detroit Mercy (12/2/2021)
4 vs. Spalding (11/23/2021)	FG	4 vs. Spalding (11/23/2021)
5 vs. Spalding (11/23/2021)	FGA	5 vs. Spalding (11/23/2021)
---	3FG	---
---	3FGA	---
3 vs. Detroit Mercy (12/2/2021)	FT	3 vs. Detroit Mercy (12/2/2021)
4 - twice	FTA	4 - twice
1 - twice	STL	1 at Wright State (1/8/2022)
2 - 3x	BLK	2 - 3x
22 - twice	MIN	22 - twice

GAME-BY-GAME


Opponent	MIN	FG	3FG	FT	O-D-T	PF	A	TO	B	S	PTS
Anderson	12	1-7	0-0	0-0	2-2-4	1	0	0	0	0	2
at Butler*	17	1-2	0-0	0-2	0-0-0	3	0	0	1	0	2
at Evansville*	13	3-4	0-0	1-1	0-1-1	2	0	0	0	0	7
vs. Denver*	17	0-1	0-0	0-0	3-3-6	2	0	3	0	0	0
vs. TAMUCC*	6	0-1	0-0	0-0	1-3-4	3	0	0	2	0	0
at UTSA*	15	1-2	0-0	1-2	4-3-7	1	0	0	0	0	3
Spalding*	19	4-5	0-0	0-1	4-2-6	2	0	1	2	0	8
Detroit Mercy*	19	1-3	0-0	3-4	0-2-2	2	1	0	0	0	5
Oakland*	17	0-1	0-0	2-2	0-3-3	1	0	1	0	0	2
at Tenn. St.	12	1-3	0-0	0-0	1-0-1	2	0	1	0	0	2
Chicgao St.	16	0-1	0-0	0-0	2-1-3	1	0	1	2	0	0
Morehead St.	22	0-3	0-0	2-4	3-2-5	4	0	0	1	0	2
at Wright St.*	22	2-4	0-0	1-2	1-2-3	4	0	1	0	1	5
UIC											
at Green Bay											
at Milwaukee											
Wright St.											
Northern Ky.											
at Oakland											
at Detroit Mercy											
Y'town St.											
Robert Morris											
at Purdue FW											
at Cleveland St.											
at UIC											
at Robert Morris											
at Y'town St.											
Milwaukee											
Green Bay											
HL - 1st Rd.											
HL - 2nd Rd.											
HL Semis											
HL Finals											

* denotes starter

CAREER STATS

Season	GP-GS	MIN-Avg	FG	Pct.	3FG	Pct.	FT	Pct.
2020-21	14-0	50-3.6	2-4	.500	0-0	.000	0-1	.000
2021-22	12-9	194-16.2	13-30	.433	0-0	.000	10-18	.556
TOTALS	26-9	244-9.4	15-34	.441	0-0	.000	10-19	.526

REBOUNDS							
Season	O-D-REB-AVG.	PF-DQ	AST	TO	BLK	STL	PTS-PPG
2020-21	2-3-5-0.4	10-0	0	6	3	1	4-0.3
2021-22	19-22-41-3.4	27-0	1	8	8	1	36-3.0
TOTALS	21-25-46-1.8	37-0	1	14	11	2	40-1.5



BOSTON STANTON III **#25**

Freshman | Guard
6-5 | 190
Denver, Colorado
Denver East

Birthdate: Mar. 19, 2003 (age 18)
Major: Psychology

CAREER/SEASON HIGHS

CAREER HIGH	CATEGORY	SEASON HIGH
10 at Wright State (1/8/2022)	PTS	10 at Wright State (1/8/2022)
5 vs. Denver (11/15/2021)	REB	5 vs. Denver (11/15/2021)
3 - 3x	AST	3 - 3x
3 at Wright State (1/8/2022)	FG	3 at Wright State (1/8/2022)
10 vs. Morehead State (12/21/2021)	FGA	10 vs. Morehead State (12/21/2021)
2 - 3x	3FG	2 - 3x
7 vs. Detroit Mercy (12/2/2021)	3FGA	7 vs. Detroit Mercy (12/2/2021)
2 - 3x	FT	2 - 3x
3 vs. Chicago State (12/16/2021)	FTA	3 vs. Chicago State (12/16/2021)
1 - 3x	STL	1 - 3x
1 vs. TAMUCC (11/16/2021)	BLK	1 vs. TAMUCC (11/16/2021)
32 vs. Morehead State (12/21/2021)	MIN	32 vs. Morehead State (12/21/2021)

GAME-BY-GAME

Opponent	MIN	FG	3FG	FT	O-D-T	PF	A	TO	B	S	PTS
Anderson	23	0-5	0-1	2-3	0-5-5	1	7	2	0	0	2
at Butler*	23	2-4	1-3	0-0	0-1-1	0	3	1	0	1	5
at Evansville*	21	1-6	1-4	0-0	0-3-3	1	1	2	0	0	3
vs. Denver*	18	1-5	0-2	0-2	0-5-5	1	3	2	0	0	2
vs. TAMUCC*	12	1-1	1-1	0-0	0-3-3	1	2	4	1	0	3
at UTSA*	28	2-7	1-2	0-0	0-3-3	2	3	4	0	0	5
Spalding*	26	2-8	2-6	2-2	0-0-0	2	2	3	0	0	8
Detroit Mercy*	19	2-9	2-7	0-0	0-0-0	0	0	2	0	0	6
Oakland*	26	1-8	0-3	0-1	1-0-1	1	0	3	0	0	2
at Tenn. St.*	18	2-5	1-2	0-0	0-3-3	1	0	2	0	0	5
Chicgao St.*	31	2-9	1-5	1-3	0-1-1	2	0	2	0	0	6
Morehead St.*	32	1-10	0-5	2-2	1-1-2	2	1	2	0	1	4
at Wright St.*	26	3-8	2-3	2-2	0-1-1	4	1	2	0	1	10
UIC											
at Green Bay											
at Milwaukee											
Wright St.											
Northern Ky.											
at Oakland											
at Detroit Mercy											
Y'town St.											
Robert Morris											
at Purdue FW											
at Cleveland St.											
at UIC											
at Robert Morris											
at Y'town St.											
Milwaukee											
Green Bay											
HL - 1st Rd.											
HL - 2nd Rd.											
HL Semis											
HL Finals											


* denotes starter

CAREER STATS

Season	GP-GS	MIN-Avg	FG	Pct.	3FG	Pct.	FT	Pct.
2021-22	12-12	282-23.5	20-80	.250	12-43	.279	7-12	.583
TOTALS	12-12	282-23.5	20-80	.250	12-43	.279	7-12	.583

REBOUNDS							
Season	O-D-REB-AVG.	PF-DQ	AST	TO	BLK	STL	PTS-PPG
2021-22	2-21-23-1.9	19-0	16	29	1	3	59-4.9
TOTALS	2-21-23-1.9	19-0	16	29	1	3	59-4.9

PLAYER BIOS



DIMITAR PANDEV

(DIM-ee-tar) (PAN-dev)

#33

Senior | Forward

6-10 | 225

Strumica, Macedonia

The Skill Factory (Clarendon College)

Birthdate: Oct. 9, 1997 (age 24)

Major: General Studies

CAREER/SEASON HIGHS

CAREER HIGH	CATEGORY	SEASON HIGH
11 vs. Morehead State (12/21/2021)	PTS	11 vs. Morehead State (12/21/2021)
6 vs. Cleveland State (1/1/21)	REB	5 at Tennessee State (12/10/2021)
3 vs. Cleveland State (1/1/21)	AST	2 vs. Spalding (11/23/2021)
3 - 3x	FG	3 - 3x
7 vs. Tennessee State (12/12/20)	FGA	5 vs. Spalding (11/23/2021)
2 vs. Morehead State (12/21/2021)	3FG	2 vs. Morehead State (12/21/2021)
3 - twice	3FGA	3 vs. Spalding (11/23/2021)
3 vs. Morehead State (12/21/2021)	FT	3 vs. Morehead State (12/21/2021)
6 vs. Morehead State (12/21/2021)	FTA	6 vs. Morehead State (12/21/2021)
1 - twice	STL	1 vs. Spalding (11/23/2021)
1 - twice	BLK	1 at Tennessee State (12/10/2021)
18 vs. Morehead State (12/21/2021)	MIN	18 vs. Morehead State (12/21/2021)

GAME-BY-GAME

Opponent	MIN	FG	3FG	FT	O-D-T	PF	A	TO	B	S	PTS
Anderson	11	2-2	0-0	0-0	2-5-7	2	0	1	0	0	4
at Butler	3	1-1	0-0	0-0	0-0-0	0	0	0	0	0	2
at Evansville	4	0-1	0-0	0-0	0-1-1	0	0	0	0	0	0
vs. Denver	4	0-0	0-0	0-0	0-0-0	0	0	1	0	0	0
vs. TAMUCC	12	1-2	0-0	0-0	0-2-2	0	0	0	0	0	2
at UTSA	1	1-1	0-0	0-0	0-0-0	1	0	0	0	0	2
Spalding	16	3-5	1-3	0-0	1-3-4	0	2	1	0	1	7
Detroit Mercy	4	0-1	0-1	0-0	2-1-3	1	0	2	0	0	0
Oakland	4	0-1	0-0	0-0	1-2-3	1	0	2	0	0	0
at Tenn. St.	13	3-4	0-0	2-3	1-4-5	0	0	1	1	0	8
Chicgao St.	5	0-1	0-0	0-0	0-1-1	0	0	0	0	0	0
Morehead St.	18	3-3	2-2	3-6	1-2-3	4	0	0	0	0	11
at Wright St.	11	0-3	0-1	0-0	1-1-2	1	0	2	0	0	0
UIC											
at Green Bay											
at Milwaukee											
Wright St.											
Northern Ky.											
at Oakland											
at Detroit Mercy											
Y'town St.											
Robert Morris											
at Purdue FW											
at Cleveland St.											
at UIC											
at Robert Morris											
at Y'town St.											
Milwaukee											
Green Bay											
HL - 1st Rd.											
HL - 2nd Rd.											
HL Semis											
HL Finals											

* denotes starter


CAREER STATS

Season	GP-GS	MIN-Avg	FG	Pct.	3FG	Pct.	FT	Pct.
2020-21	7-3	60-8.6	4-17	.235	2-8	.250	1-3	.333
2021-22	12-0	95-7.9	12-23	.522	3-7	.429	5-9	.556
TOTALS	19-3	155-8.2	16-40	.400	5-15	.333	6-12	.500

REBOUNDS

Season	O-D-REB-AVG.	PF-DQ	AST	TO	BLK	STL	PTS-PPG
2020-21	5-8-13-1.9	5-0	4	4	1	1	11-1.6
2021-22	7-17-24-2.0	8-0	2	9	1	1	32-2.7
TOTALS	12-25-37-1.9	13-0	6	13	2	2	43-2.3

2021-2022 REDSHIRTS



ZACH GUNN

Grad Student | Forward

6-6 | 210

Fishers, Ind.

Hamilton Southeastern (Ball State)

Birthdate: Nov. 6, 1998 (age 23)

Major: Organizational Leadership MS

#15

CAREER/SEASON HIGHS

CAREER HIGH	CATEGORY	SEASON HIGH
17 vs. Tiffin (11/27/18)	PTS	
9 at Buffalo (1/29/19)	REB	
4 vs. Toledo (2/17/18)	AST	
5 - 3x	FG	
13 vs. Kent State (3/8/18)	FGA	
5 vs. Kent State (3/8/18)	3FG	
11 vs. Kent State (3/8/18)	3FGA	
5 - twice	FT	
6 - twice	FTA	
1 - 11x	STL	
3 at Bucknell (11/22/17)	BLK	
28 vs. Kent State (2/2/19)	MIN	


CAREER STATS

Season	GP-GS	MIN-Avg	FG	Pct.	3FG	Pct.	FT	Pct.
2017-18*	25-0	359-14.4	40-110	.364	23-72	.319	21-27	.778
2018-19*	27-0	386-14.3	44-110	.400	34-95	.358	23-28	.821
2019-20*								
2020-21*	17-3	176-10.4	20-46	.435	14-35	.400	4-5	.800
TOTALS	0-0	0-0.0	0-0	.000	0-0	.000	0-0	.000

REBOUNDS

Season	O-D-REB-AVG.	PF-DQ	AST	TO	BLK	STL	PTS-PPG
2017-18*	12-58-70-2.8	53-3	18	24	9	5	124-5.0
2018-19*	10-67-77-2.9	50-3	11	9	2	4	145-5.4
2019-20*							
2020-21*	7-30-37-2.2	30-1	7	6	2	2	58-3.4
TOTALS	0-0-0-0.0	0-0	0	0	0	0	0-0.0

*at Ball State | TOTALS only reflect IUPUI totals



KALEB EDWARDS

Freshman | Guard

6-3 | 175


Fishers, Ind.

Guerin Catholic

Birthdate: May 22, 2003 (age 18)

Major: Business

#11



DEREK PETERSEN

R-Freshman | Guard

6-2 | 175

Greenwood, Ind.

Greenwood Christian (Hope College)

Birthdate: May 21, 2001 (age 20)

Major: Computer Engineering

#20

2022-2023 SIGNEEs



KHARYE CAYNE

Junior | Forward
6-10
Raleigh, N.C.
USC Salkehatchie

QUICK NOTES

- Averaged 7.6 points, 8.8 rebounds and 4.5 blocked shots per game as a red-shirt freshman at USC Salkehatchie while shooting 61 percent from the floor and 46 percent from three-point range
- Was invited to the All-American JUCO Showcase in July 2021
- Redshirted as a true freshman at Hutchinson J.C. in 2019-20




COOPER DEWITT

Junior | Guard
6-6
Pasco, Wash.
North Idaho College

QUICK NOTES

- Averaged 8.8 points, 4.5 rebounds and 4.3 assists per game as a freshman at North Idaho College while shooting 50 percent overall and 41.2 percent from three in 2020-21
- Named Mid-Columbia Conference Player of the Year and Defensive Player of the Year as a senior at Chiawana (Wash.) High School after averaging 14 points and 6 assists per game




DAYLAN HAMILTON

Junior | Guard
6-3
Houston, Texas
Triton College

QUICK NOTES

- Played the 2020-21 season at Western Michigan where he averaged 3.0 points and 0.9 rebounds per game in 15 appearances
- Averaged 26 points per game as a senior at Klein Forest (Texas) High School, earning Texas Association of Basketball Coaches' Class 6A First Team All-State honors
- Named the District 15-6A Most Valuable Player and All-Region honoree




AMHAD JARRARD

Freshman | Guard
6-5
Indianapolis, Ind.
Mt. Vernon H.S.

QUICK NOTES

- 2021 Hancock County Player of the Year and two-time Hoosier Heritage Conference honoree
- Was an honorable mention underclass All-State selection
- Averaged 12.9 points, 3.5 rebounds and 2.6 assists per game as a junior while shooting 55 percent from the floor
- Averaged 10.7 points, 4.7 rebounds and 3.4 assists per game his sophomore season



ARMON JARRARD

Freshman | Guard
6-3
Indianapolis, Ind.
Mt. Vernon H.S.

QUICK NOTES

- Named First Team All-Hancock County as a junior and underclass All-State
- Averaged 12.8 points, 4.0 rebounds, 2.3 assists and 2.2 steals per game as a junior while knocking down 42 percent from three-point range
- He and his twin brother helped Mt. Vernon to a 17-7 mark as juniors and a sectional title

FORMER JAGUARS IN THE PROS

George Hill - Milwaukee Bucks (NBA)

- averaging 7.7 ppg, 3.4 rpg and 2.5 apg this season
- 14th season in the NBA
- averages 10.9 ppg, 3.1 rpg and 3.1 apg for his career (841 games)

Elyjah Goss - Borås Basket (Sweden)

- averaging 8.5 ppg and 6.5 rpg in his first season
- Borås Basket (10-5) is ranked No. 3 in the Sweden Basketligan and is amidst a six-game winning streak

Marcus Burk - Grand Rapids Gold (NBA G League)

- averaging 6.6 ppg and ranks among the league leaders in 3FG% (44.7%)
- was recently flanked by four former NBA players on the court for Grand Rapids: Isaiah Thomas, Lance Stephenson & Nik Stauskas

Ahmed Ismail - Doha Club (Saudi Arabia)

- Averaging 25.0 ppg, 16.0 rpg and 1.5 bpg in four games for Doha
- Recently had a double-double of 26 pts, 31 reb and 4 blk

Alex Young - Al Sharjah (UAE ULB)

Robert Glenn - Metros (Dominican Republic LNB)

D.J. McCall - Albacete (Spanish LEB Silver)

Kellon Thomas - Columbus Condors (TBL)



